

① -

TABLE - BUILDING

NEVER BIG - ENOUGH

NEVER STRONG - ENOUGH

BUILD IT LIKE A HOUSE FLOOR

DON'T PUT TO MANY LEGS

DON'T USE ANY NAILS

USE BOLTS FOR LEG SUPPORTS

$\frac{1}{2}$ " PLY WOOD OK

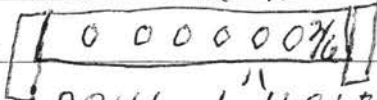
2X8 FOR OUTSIDE SUPPORT & 4X4 LEGS

2X6 FOR CROSS MEMBERS

USE METAL NAILS !!!!! for 2X6

2X6 ON 24" CENTERS SO YOU CAN

CUT IN ACCESS PANELS

2X8 →  2X8

DRILL 1" HOLES EVERY 12" FOR WIRES

IN CENTER OF 2X6 - ALL OF THE 2X6

STOP

*

NO 1 - MOST IMPORTANT

COVER TOP OF PLY WOOD WITH TWO

LAYERS OF 2" THICK BLUE STYROFOAM

OR ELSE YOU WILL MAKE A BIG

(MISTAKE)

GLUE FOAM ON PLY WOOD - & THEN

GLUE FOAM TOGETHER - NO NAILS

OR SCREWS THE REST OF YOUR

LAYOUT WILL BE JUST GLUE ONLY

THIS WAY YOU CAN AVOID A FLAT

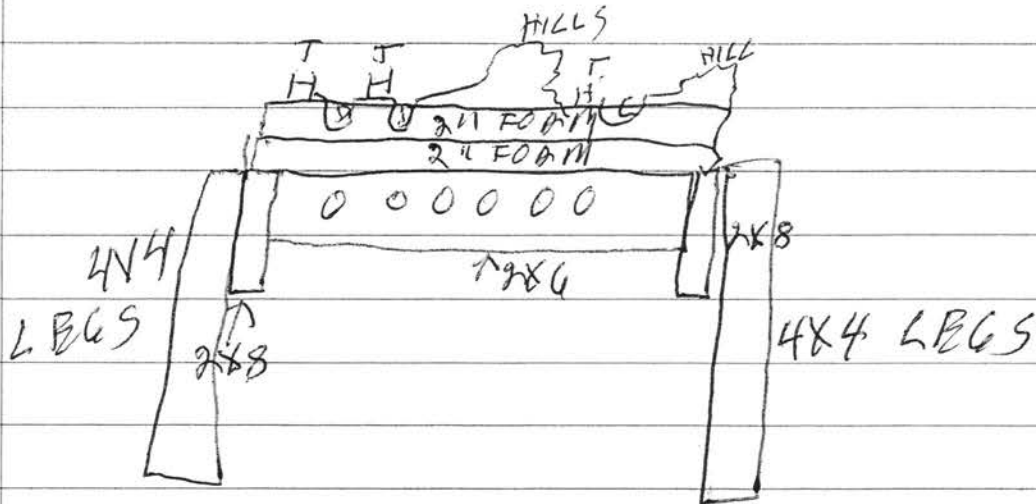
LAYOUT THE BIGGEST SIN ON MY

LAYOUT IT IS NOT LIKE THE REAL

WORLD

-2-

TABLE BUILDING



NOW WITH 4" OF FOAM YOU CAN CUT DITCHES IN BETWEEN & ON SIDE OF RR TRACKS- ALSO PUT CULVERTS UNDER TRACKS FOR DRAINS AND RUN RR TRACKS AT DIFFERENT ELEVATIONS, THE WORLD IS NOT FLAT.

NOW ONLY USE GLUE OR SHORT SCREWS TO ANCHOR TRACK TO STYRON FOAM JUST 1- SCREW FROM TRACK TO PLY WOOD WILL MAKE A GOOD SPEAKER

STORE NOTHING UNDER TABLE

ROOM TEMP 68-70° F ALL YEAR
A MUST

ROOM HUMIDITY 45-55°
A MUST DO NO CHOICE

SCENARIO - MOUNTAINS

QUICK SET PLASTER - NOW OBSOLETE
I USE ONLY JOINT COMPOUND
IT WORKS BEST

UP TO 1 - WEEK TO DRY

TAKE YOUR TIME

NOT MESSY

ALL READY TO USE FADICAN

I NOW HAVE USED 8-5 GALLON
CANS ON MY LAYOUT 40 GALLONS
USE YOUR FINGERS TOUPEL-
PENCILS - CARDBOARD ANYTHING YOU
WANT TO DO TILL YOU LIKE
WHAT YOU SEE, DON'T RUSH
YOU HAVE AT LEAST 4 HRS
BEFORE IT STARTS TO SET

IF YOU WANT SNOW EFFECT
PAINT RIGHT AWAY - LET IT
DRY - SNOW LINES WILL APPEAR
IN 1 WEEK OR LBS

SUB - SURFACE
SCREEN WIRE
PAPER TOWELS
PLASTER CLOTH
CARDBOARD
WOOD ETC
FOAM ETC

SCENARY

RIVERS & LAKES

LAKES -

BLUE - GREEN BOTTOM


BUILD UP SIDES WITH JOINT-COMPOUND
LET DRY

HEAT PLASTIC PELLETS IN
PAN - CAUTION DON'T SPILL
ON STOVE IT WILL CATCH FIRE
POUR FAST TO MAKE LAKE

RIVERS & STREAMS - FLOWING

BROWN BOTTOM WITH SMALL
ROCKS

BUILD SIDE BANKS WITH
JOINT COMPOUND LET DRY
POUR HOT PLASTIC WATER
SLOW FROM ONE END



AS IT FLOWS DOWN LET IT COOL
AND START TO MAKE WAVES KEEP
POURING AS IT STARTS TO COOL
AND IT WILL GET THICKER AT THE
POURING END. NOW I USED A
1/4" PIECE OF CARD BOARD TO MAKE
WHITE-CAPS

SCENARY - TREES

1- NEVER ENOUGH
LOOK FOR BRAGAINS
AT TRAIN MEETS

I HAVE 500 ON MY LAYOUT ^{NEED} _{2,000 MORE}

2- I MADE SOME TREES
FROM GOLDEN ROD IN
THE FALL

CUT LET DRY HANG
UP SIDE DOWN
SPRAY WHITE
GLUE ON THEM
SPRINKLE GRASS
OR WANT RUBER
YOU WANT LET
DRY -

3- NEW TRIAL LAST FALL

I DID 1 TREE

IT LOOKS REAL GOOD ~~IF~~ I

WILL DO 100 - THIS FALL

HOLE IN THE MIDDLE OF

ITABLE SO PUT NAIL IN

TABLE CUT TOP OF NAIL

OF PUT TREE OVER IT

BACK-DROP

~~CLOUDS~~ PAINT SKY BLUE HD FLAT

BEHR-ULTRA-LATEX FLAT MATTE (M510-1) PPULTRA

THEN AIA SPAY WHITE-CLOUDS ^{ON} BLUE

-6-

BRIDGES

FACTORY BRIDGES ARE OK

BEST BRIDGES ARE WOOD -

LOOK FOR OLD WOOD BRIDGES

AT TRAIN YARDS BUY THEM

CUT THEM REPURPOSE THEM

TO FIT YOUR NEEDS

1- FOUND 2 WOOD BRIDGES

PAID \$125.00 FOR EACH ONE

THEY WERE FOR G-GAUGE

SO WHAT WE WORK THEM

MAKE THEM WHAT YOU WANT

& NEED

TACKLE - BALLAST

1- NAPA FINE BLACK BEAUTY

SAND BLASTING - MATERIAL

15.00 FOR 50 LBS - BAG -

2- GRAY BALLAST FOR NEWER

MAIN LINES

CATENARY - SYSTEM - I HAVE A STORY TELL

ELECTRICAL WIRE TYPE -

ONLY - USE NITW 18 GA NEVER THIN - PLASTIC

ORDER ONLINE - AUTOMATION - DIRECT \$35.00 ^{500 FOOT} POOL

PLASTER @ GALLONS - 23.50 - SAW 28.53 - TOTAL 52.03

PLASTER, COM HOBBY PLASTER @ GALLON PAIL

ELECTRICAL

SWITCH-WIRING 99

TACK- DROPS 9.9 DON'T NEED
' WITH TMCC
ENGINEER ON-BOARD

FOR ALL LIGHTING NEEDS

LOWES 12 VOLT 300 WATT
TRANSFORMER FOR OUTDOOR LANDSCAPES
\$99.95, + TAX

IF COMMAND ONLY

1- HIDE TRANSFORMERS

USE 1 PAD OR HAND HELD

TMCC OR MTH

THIS IS WHAT KIDS WANT
MAYBE HOLDERS FOR HAND HELD


2- HAVE 1- SWITCH TO TURN
EVERYTHING- ON- SIMPLE

3- COUNT WATTS- THAT YOU WILL
NEED- A 400 WATT TRANSFORMER
WILL ONLY PUT OUT 135 WATTS
PER CANNELL

WRITTEN BY JOE LANDAY
SORRY FOR
SPELLING-

8

plaster.comThank you for your order. Please [print this page](#) for your records.If you have any questions about your order, please [Contact Us](#)**Shopping Cart**

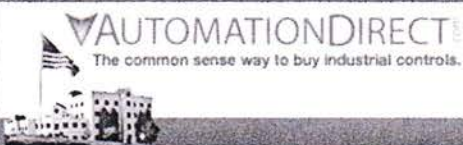
Item	Unit Price	Qty.	Cost
 Hobby Plaster - 6 Gallon Pail	\$23.50	1	\$23.50
Subtotal:			\$23.50
Shipping:			\$28.53
Total:			\$52.03

Order Confirmation**Confirmation****Order Date:** 11/02/2013**Order Number:** yhst-3653998260938-8411**Ship To**

- Joseph Landry
- 19 orestis way
- Lewiston, ME 04240
- 207-7832100

Shipping Method: UPS Ground Commercial**Bill To**

- Joseph Landry
- 19 orestis way



Welcome, Guest | Login
New to AutomationDirect?

0 Items - \$0.00

Checkout ▶

FREE 2-Day Shipping
On orders \$49 and over - See Details

Shopping Categories

A to Z Product Index

- Cables
- Circuit Protection / Fuses / Disconnects
- Communications
- Drives
- Enclosures
- Field I/O
- Industrial Monitors
- Manuals
- Motion Control
- Motor Controls
- Motors
- Operator Interfaces
- PC-based Control
- Pneumatic Components
- Power Products (Electrical)
- Power Transmission (Mechanical)
- Process Control & Measurement
- Programmable Controllers
- Pushbuttons / Switches / Indicators
- Relays / Timers
- Safety
- Sensors / Encoders
- Software Products
- Stacklights
- Terminal Blocks
- Tools & Test Equipment
- Wiring Solutions
- What's New
- Inventory Reduction
- Retired Products
- Re-Manufactured Products

Learn More

- Customer Reviews
- Online PDF Catalog
- FREE Catalog: Print or DVD
- FREE Tech2Go website on DVD
- FREE e-newsletter
- FREE Video Tutorials
- FREE Online Seminars
- Download Price List (PDF)
- Download Price List (XLS)
- Product Application Stories
- Affordable Online Training

Checkout - Confirmation

Thank you for doing business with Automationdirect.
Your order has been received and is being processed.

[Printable Summary](#)

Your order number is
8574230

[Home Page](#)

Please reference this number in any correspondences regarding this order.

Item Code	Short Description	Price	Quantity	Total (US \$)
MTW18BK	WIRE, 18GA, MTW, BLK, 500FT SPOOL STRANDED, REF # 187100501440	35.00	1	\$35.00
MTW18WH	WIRE, 18GA, MTW, WHI, 500FT SPOOL STRANDED, REF # 187100502440	35.00	1	\$35.00
MTW18RD	WIRE, 18GA, MTW, RED, 500FT SPOOL STRANDED, REF # 187100503440	35.00	1	\$35.00

Sub Total **\$105.00**
Shipping and Handling **\$0.00**

Total (US \$) **\$105.00**

Shipping Details:

Shipping method is **FREE Two Day Delivery**
Shipments for this order are **FCA Destination**

Bill To:

JOSEPH LANDRY
19 ORESTIS WAY
LEWISTON, ME 04240
US

Ship To:

JOSEPH LANDRY
19 ORESTIS WAY
LEWISTON, ME 04240
US

Contact Info:

Attention: Joseph. Landry
Phone Number: 207-783-2100
Email Address: Memere1942@icloud.com

Payment Info:

By Credit Card
Reference PO #: CC171213
Card Number: *****0476
Card Type: VS
Card Holder Name: Joseph. Landry

Exp Month: 05
Exp Year: 2015

Thank you for purchasing the above items from Automationdirect. For questions or comments about this order, call us at the address, phone or fax number shown at the top of this page. Please reference your customer and/or order number in any correspondences.



<http://info.automationdirect.com>