



MAINE 3 RAILERS

M3R CLUB NEWSLETTER FOR OCTOBER 2024

OUR NEXT MEETING IS THURSDAY, October 10, 2024, at 7:00PM on Zoom. Watch for the email from Dana Lindsey with the link to join.



President's Message by Gene Thayer

October is here and that means the Maine 3 Railers are in busy mode. We just completed the Cumberland Fair, have been invited back to L.L. Bean for their holiday celebration, and are scheduled to provide model train displays at the Great Falls Model Train Show and Baxter Library Book Sale this month. So, planning and building the Bean's layout starts this month! Watch your emails for help requests.

Let's check back on the Cumberland Fair. When the layout was up and running, I noticed along with other Club members that the kids seem to gravitate towards the Lionel operating barrel loader. They enjoyed the MTH operating accessories, but they lined up to play with the barrel loader. The loader is an old school Lionel item that uses vibrating action to operate. It has been around for decades and some of us may have had one when we were kids. When I worked the 9 to 3 shift on Friday the very first visitor to our layout was a young girl with her mother. Her mother came over to me and asked why the barrel loader wasn't working. Turns out that neither I nor my teammates had plugged the accessories transformer in yet. With a quick motion I took care of that, and we were back in business. Just think, this was the very first thing she wanted to play with disregarding the trains running and the other MTH accessories. Clearly, she had visited us before and sought us out this year. Then again maybe it's a hands-on thing where the kids can touch it and make it work instead of touching a screen or keyboard for virtual enjoyment.

Here's an update on the Lionel 111-50 trestle set I mentioned last month which came exclusively in the 1960 Lionel Father and Son set. Trainz.com was selling it on eBay for \$6,000.00. It sold for \$4800! Some rare Postwar Lionel items still bring a good price.

One New Member in September

Zion Sherborne of Windham, ME (Picture pending)

A hardy Here! Here! And welcome aboard for Zion!

UPDATES



M3R YouTube Channel Update by Channel Master Carlton Spring

September found M3R again participating in the Cumberland County Fair. Since our new location had an event scheduled during the day Sunday, the layout had to be set-up Sunday evening, September 22nd, starting at 5 pm. We left around 9pm with trains running, etc., but some members returned early Monday morning, the 23rd, to wire up the buildings, and put finishing touches on the layout. As you know, our trains ran from 9am to 9pm each day with

M3R members manning two 6 hour shifts. We took the layout down and packed it up Sunday morning the 29th.

Please be sure to check out the article on the Fair in this newsletter. Also, if you haven't yet viewed the video on our YouTube channel, please do so. The direct link is provided below for your convenience.

Direct Link: <https://youtu.be/LpCBREnZPk4?si=GhbqulomyiWKdXi5>

Stay tuned for videos on M3R's participation at the Great Falls Model RR Club's fall show at the Kora Temple in Lewiston, and at the Baxter Library's Fall Book Sale held at the Shaw Gym in Gorham. Videos will be produced for both events, and a notice with a direct link will be sent via our group email when each video is up and running on YouTube.

M3R's YouTube Channel: https://www.youtube.com/channel/UCWXugl3YB8L9yEXhEgFKD_g

STAY TUNED!



M3R Activity Committee by Chairperson Bernie Pender

The Activities Committee has been busy getting Layout Tours on the schedule:

- Mark Lasher will be hosting his Layout Tour on November 10th from 10am-2pm
- Jan Williams will be hosting his Layout Tour on December 14th from 11am-2pm
- Bill Halley will be hosting his Layout Tour on December 15th from 10am-2pm

Any member that would like to host a layout tour, please contact a member of the Activity Committee. We welcome suggestions for activities.

Please check the groups.io calendar and the Club's website for upcoming activities.

See you all at the Layout Tours.



Club Car Committee by Richard Ridolfo

After working with Bath Iron Works for several months we have reached a final design with some minor changes pending. On the crane tender the M3R logo will be added to the toolbox, the color of the stripe on the bottom of the tender will change, and the use of "GD" for General Dynamics on the rear of the crane is still in question.



MTH announced a slight delay in their production schedule which gives us a short window of additional time for ordering. We must still have our order in as soon as possible with delivery expected early next year.

An order form for the crane and tender is shown on the next page. Please submit your order and payment to me at the address listed on it.



NOTE: Minor adjustments will be made for the final design i.e. Tender base may be same orange as crane, M3R logo will be on the Tender Tool Box

	Description	Quantity	Price Each	Total
	Bath Iron Works (BIW) Crane Car and Tender		\$110.00	\$
	ORDER DEADLINE IS OCTOBER 6TH \$120.00 AFTER THIS DATE			
Shipping & Handling	Add: \$12.00 plus \$2.00 for each additional car and \$3.00 extra if outside of New England.		Add: S&H	\$
			Total Enclosed	\$

Name: _____ Phone: _____
 Address: _____ City: _____
 State: _____
 Email: _____ Zip Code: _____

Mail Orders to
 Richard Ridolfo
 4 Sandybrook Dr
 Raymond, NH 03077



From the Editor by Art Shean

Cumberland County Fair 2024 – The Good, Bad, and Ugly

The Good: Despite the numerous obstacles and weather, the Maine 3 Railers showed their resilience and shined through the rain. Thanks to a few, we again provided the public with an expansive and well operated model train display. Despite being relegated to the Entertainment Building in the far corner of the fair, we entertained well over a thousand visitors. And the recorded visitor tally does not include visitors on Monday nor those that could have visited Thursday afternoon and evening when we shut down due to weather conditions. Many were return visitors from previous years that sought us out after discovering we were no longer situated in the Horticultural Building. Twice as many members volunteered to dismantle the layout versus last year. So, hats off and kudos to our volunteers!

Now to the Bad - the facts speak for themselves:

- The Maine 3 Railers have over 120 members.
- With set up delayed to Sunday evening, we had only 24 volunteer slots open for volunteers to staff the layout.
- We were unable to assure the Fair Management that we had enough volunteers to staff the 2024 model train layout until one week prior to the September 1st deadline.
- With one remaining slot open on the Staffing Schedule, our former Club Secretary and his copilot had to step up for a repeat visit to fill the open slot.
- Our inability to provide early assurance of our participation may have contributed to the decision to move us to the Entertainment Building from the Horticultural Building. It may also explain why we were not listed on the school children’s must-see hunt list Monday morning.
- Only twelve members performed the set up and packing duties. Seven of whom participated for both activities.
- Only seventeen members staffed the layout during the Fair.
- Three members signed up for three sessions as well as set up and move out.
- Five members were scheduled for two sessions each.
- Our Event Coordinator arrived every morning Sunday through Sunday to open the building for the incoming staffers as well as the set up and move out sessions.

In summary, seventeen members (“The Usual Suspects” as Jeff Jacobs calls them) carried the entire Cumberland County Fair load. Seventeen versus over one hundred and twenty.

I leave the ugly to your imagination.

In November we will be electing new Club officers. Lots of opportunities for members to volunteer to serve as well as several open appointed positions. Contact Doug Pollock if you can serve. Likewise, Jeff Jacobs needs help preparing the upcoming L.L. Bean display. Sam Carr always needs help to staff the mobile layout displays with about two every month - two in October alone. The fun is in setting up new and different model train layouts and running trains with lots of kids – both grown up and young. Enough said!



Club Show Committee by Richard Ridolfo

The Train Show Committee met September 16, 2024, to begin planning for the 2025 Model Railroad & Dollhouse Show. M3R Members participating included: Richard Ridolfo, Chairperson, Sam Carr, Vic Fuller, Tom Hartwell, Jeff Jacobs, Rick Hills, Art Shean, and Gene Thayer. The Committee discussed the following items and assigned the indicated actions:

Show Venue

The M3R 2025 Model Railroad & Dollhouse Show will be held Saturday, February 15, 2025, 10am to 3 pm, at the National Guard Armory, 179 Western Avenue, Augusta, ME 04330 (See attached flyer). Set up will commence Friday, February 14th at 8am. *Gene Thayer will serve as the main contact with the armory.* Armory rental rate for 2025 was not set as of this meeting.

Show Table Rates

Committee reviewed table rates of comparable train shows to assess the suitability of continuing the same rate for tables as last year.

Great Falls – Lewiston (6’ tables only)	\$30.00
Great Falls – Topsham (8’ Tables)	\$35.00
Eastern ME RR Club	\$25.00
NONEC Dover NH	\$30.00
Southern Maine Model RR Club	\$30.00
Rail Fair Boxboro MA	\$30.00
Maine 3 Railers	\$30.00

Committee agreed to remain at \$30 per table but thought that should be revisited if the armory rental rate increases significantly. *Gene Thayer to notify Richard Ridolfo when the rental rate is determined.*

M3R 2024 Financials

Committee reviewed the financial results from last year’s show. Overall, the net profit to the Club rose from 2023 to 2024 by 27+%. Major factors influencing this increase were: we did not pay for newspaper advertising, large White Elephant Sales, and an increased number of vendor fees. However, merchandise sales and admission receipts were significantly down.

Committee thought we should exploit more free advertising opportunities but expressed concern that White Elephant sales would most likely be down with few donations received this year. Actions assigned: *Rick Hills to develop a 2025 Show Budget and locate cash boxes for admissions and White Elephant tables, White Elephant Table manager to develop list of donated items to be offered for sale.*

Advertising

Committee reviewed advertising methods used last year to include Train Magazines, Free TV/Radio Announcements, Armory Marquee, and flyers. Members suggested investigating free newspaper “What’s Happening” lists and Facebook. Sam Carr reported that Railserve.com is no longer available (\$59 last year). *Sam Carr will coordinate advertising and seek members with newspaper subscriptions to solicit free advertising.*

Ticket Sales

Vic Fuller informed the Committee that he will not be available to manage 2025 Ticket Sales. Committee discussed means for expediting customer processing and methods for identifying paid customers and vendors. Committee chose not to pursue presales due to lack of Club staffing and defaulted to wrist bands for customers and badges for vendors. *Richard Ridolfo and Gene Thayer to seek new volunteer to manage ticket sales, Tom Hartwell will obtain required wrist bands, and Sam Carr to produce vendor badges.*

Dealer Sales

Richard Ridolfo reviewed methods used to contact vendors such as email and regular postal service. He indicated that he would introduce formal acknowledgement to vendors upon receipt of payments. *Richard Ridolfo will manage vendor sales and distribute 2025 vendor reservation forms (see attached) when table fee confirmed.*

Volunteers

Committee concerned that we identify and fill necessary volunteer positions as soon as possible (See attached crew matrix). *Richard Ridolfo to identify workers needed for table set up and take down. Sam Carr to manage volunteer list, team captains to identify any additional volunteers needed and notify Sam Carr of needs, White Elephant captain to determine number of tables needed for his sales area.*

Other Issues

- Expect M3R, Great Falls, and Burns' model train layouts again this year. Great Falls and Burns' to remain in same location and space. *Sam Carr and Art Shean to investigate relocating the Club layout near the entrance lobby to free up additional table space for vendors.*
- Caterer informed Gene Thayer that she will not be available to cater for the show in the future. *Gene Thayer will solicit names of possible replacements and contact them to determine availability.*
- Committee thought reintroducing a raffle might help generate customer interest. *Gene Thayer and Rick Hills will price a 3-rail model train starter set to be raffled off to a customer 17 or under. Tickets will be free and available at the White Elephant Table. Gene Thayer will contact dollhouse representatives to determine if they are interested in a corresponding dollhouse raffle.*

2025 M3R Model Train and Dollhouse Show Crew

When	Friday 8-Noon	Friday Noon-4pm	Sat 8-10am	Sat 10am-Noon	Sat Noon- 2:30pm	Sat 2:30-3pm	Sat 3-4pm	
Activity	Setup	Setup	Setup	Show	Show	Show	Move Out	
Move Rental	8-Noon						3:30-5pm	
Tables	8-Noon						3:30-5pm	
Richard	8-Noon						3:30-5pm	
	8-Noon						3:30-5pm	
	8-Noon						3:30-5pm	
	8-Noon						3:30-5pm	
	8-Noon						3:30-5pm	
Tickets			8-10am	10am-Noon	Noon-2:30pm			
(Open)			8-10am	10am-Noon	Noon-2:30pm			
2 sellers			8-10am	10am-Noon	Noon-2:30pm			
2 on doors			8-10am	10am-Noon	Noon-2:30pm			
Club Layout		Noon-4pm	8-10am	10am-Noon	Noon-2:30pm	2:30-3:30pm	3:30-5pm	
Sam		Noon-4pm	8-10am	10am-Noon	Noon-2:30pm	2:30-3:30pm	3:30-5pm	
Train Sales			8-10am	10am-Noon	Noon-2:30pm	2:30-3:30pm	3:30-5pm	
Doug			8-10am	10am-Noon	Noon-2:30pm	2:30-3:30pm	3:30-5pm	
Finance-Rick			8-10am	10am-Noon	Noon-2:30pm	2:30-3:30pm	3:30-5pm	
Team	Tasks							
Table Crew	Setup tables from Armory Storage on Friday morning & mark them for vendors. Return tables to Armory Storage after closing							
Ticket Crew	8-10am Limit access to M3R members and table vendors. 10am-2:30pm Sell bracelets and limit access to people with bracelets.							
Layout Crew	Setup, Operate & teardown the club layout, talk trains with visitors, and offer membership applications							
Sales Crew	Receive, tag, and sell items donated or brought by members to sell at the White Elephant Table							
Finance	Help Treasurer Rick Hills receive, manage and deposit fund from Tickets and Train Sales during the day							

MAINE 3 RAILERS

MODEL RAILROAD & DOLLHOUSE SHOW

Saturday, February 15, 2025

10:00 AM - 3:00 PM

Doors Open at 10:00am

National Guard Armory
179 Western Avenue | Augusta, Maine

FEATURING

Operating Model Railroads | Dollhouses
Dealer Displays | Dollhouse Displays



Admission \$5.00, Family* \$10, Children under 12 are FREE

**Family includes up to 2 adults + children 17 and under*

For more information and table rentals E-mail: RMRSR@AOL.COM

The Maine 3-RAILERS *Model Railroad Club*

Vendor/Exhibitor Application

MODEL RAILROAD & DOLLHOUSE SHOW

Saturday February 15th 2025

10:00 AM To 3:00 PM (*Space Available 7 AM To 5 PM*)

National Guard Armory 179 Western Avenue, Augusta, Maine

Applicant: _____ *Date:* _____

Address: _____ *City/Town:* _____

State: _____ *Zip Code:* _____ *Telephone:* () _____

Name of Contact (if different from above): _____ *e-mail:* _____

Type of Business: Model Trains ___ Railroading/Memorabilia ___ Dolls/Dollhouses ___ Other (List) ___

Vendors - Number of Tables @ \$30 each: _____ (*Space is limited and based upon first-come, first-served basis*)

Need Electricity? Yes ___ (\$10.00 fee) No ___ *Make Check payable to The Main 3 Railers*

Exhibitors (Space is free BUT limited to 1 table and subject to availability) - Please Describe Exhibit:

Vendors & Exhibitors - Please Describe Any Special Needs: _____

- **For guaranteed placement, all table reservations and payment must be received by January 31, 2025. Payments received after January 31st will be \$35.00 per table. Based on availability**
- **All Vendors & Exhibitors are expected to remain until the CLOSE of the Show (or until excused by the Show Chairman)**

For more information and registration, please contact:

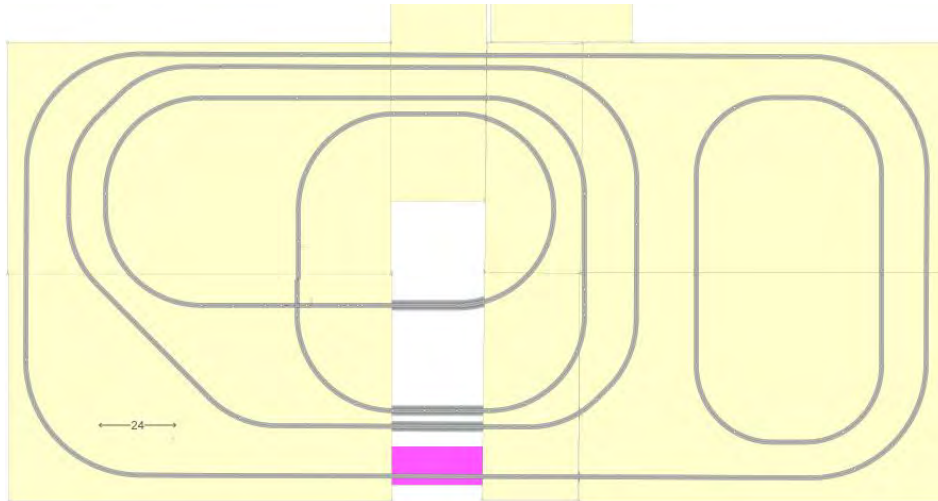
☒ **Richard Ridolfo, Show Chairman, 4 Sandybrook Dr. Raymond, NH 03077 Phone:**
☒ **(603) 490-3832 or (603) 929-1441 (e-mail: rmrshr@aol.com)**

EVENT REPORTS –



Cumberland County Fair 2024 by Jeff Jacobs

The Maine 3 Railers displayed O gauge trains at the Cumberland Fair from Sept 23 to 28. Four trains ran over the 25' x 12' layout located in the Entertainment Building using the following track plan:



Several challenges faced the M3R volunteers including setting up in less time and being remote from the main midway of the Fair.



Bad weather on Wednesday also limited visitors and eventually closed the display Thursday as the rain drenched Cumberland. More signs were deployed to inform fair patrons of the new location.

Alas, our prime audience – the Monday school children, passed by our building and spent their time at the Fair on other displays. The instructors and kids paused briefly outside our building after lunch, but it was only to collect the students and place them on their respective buses. A lone group of two-dozen popped in for five minutes but were the only ones to do so.



With better weather, more people found us and by Saturday, 470 visitors stopped in (an ironic number shared with Maine's most famous steam passenger engine).



One visitor was pleased to find his employer represented on the tracks.

M3R Volunteers turned up for all shifts and worked hard to provide a busy and smooth running train diorama. Attendance at take-down was much better this year and the members had the trains packed by 10:00 Sunday morning. Thanks to all who contributed and adjusted well to the new conditions.



Photography by Carlton Spring

Notes from the 2024 Cumberland County Fair: Staffing Schedule

Sun 9/22 Unload & Set Up	Shift Hours	Mon 9/23	Tue 9/24	Wed 9/25	Thu 9/26	Fri 9/27	Sat 9/28	Sun 9/29 Pack Up & Load
5 pm Start	9am-3pm	Jeff Jacobs Gerry Gotreau	Ron Brown	Jan Williams	Doug Pollock	John Ash Gene Thayer	Doug Pollock	8 am Start
J. Ash, S. Carr, T. Hartwell,	9am-3pm	Richard Ridolfo Rob Osur	Jan Williams	Jack Dexter	Ken Thorson	Jack Dexter	Ken Thorson	S. Carr, T. Hartwell,
J. Jacobs, R. Hills, J. Kinnie, A. Shean, C. Spring,	3pm-9pm	Jim Kinnie Rick Hills	Carlton Spring	Sam Carr	Art Shean	Stephen Tranni	Carlton Spring	J. Jacobs, D. Pollock, A. Shean, C. Spring,
J. Small, G. Thayer, & K. Thorson	3pm-9pm	Tom Hartwell (8pm Close)	Art Shean	Tom Hartwell	Carlton Spring (Noon Close)	Tom Hartwell	Sam Carr	G. Thayer, & K. Thorson

Visitor Tally

Day	Daily	Total	Notes
Sun -22			Setup from 5-9 pm - 11 members
Mon-23			Did not count today
Tue-24	262	262	Closed at 8pm - few visitors
Wed-25	435	697	Nice day
Thu-26	3	700	Closed at noon-weather
Fri-27	327	1027	Nice weather today
Sat-28	470	1497	467+3 just at 9pm closing
Sun-29			Move out from 7:30-10 am 8 members
		1497	Grand Total

A side note from the Horticultural Building Manager about kids walking up the short ramp to his Building, taking one step inside, and just standing there because there were no trains to be heard or seen.

The Horticultural Building has a very nice sign over the main entrance while the Entertainment Building has none. But we did have porta-potties and a sign inside.





Thank you to the Horticultural Building Manager for arranging our “relocation poster” on an easel outside the Horticultural Building.

Thursday Sam Carr in coordination with the Fair Management closed our train display from noon until the next morning due to inclement weather. Sam dutifully called Carlton Spring and Art Shean who were scheduled for the 3-9pm shift to notify them of the closing so that they would not waste time traveling to the Fair. Turns out around 3:15pm, Art called Carlton from his car phone while doing errands. He asked him where he was and why wasn't he at the Fair as scheduled. Art expressed exasperation because he was unable to handle the large crowd alone. Unflappable as Carlton is, he responded that Sam had called and closed the display. Art said that the call was a scam, and he should come in as soon as possible. Carlton did not bite! Sam's words are Almighty and Undisputable!

When asked what a youngster liked best about our layout, the 12-13-year-old responded that he liked the carnival rides best because most of them duplicated real rides outside.



All about Ethan, One of our Best Cumberland Fair Fans

by Ken Thorson

Those of you who took Cumberland Fair shifts over the past several years, will probably remember Ethan. Ethan began his trips to the M3R layout as a small kid and faithfully returned every year to enjoy the trains. In fact, Ethan would visit the Fair multiple times during the week just to come to our layout. You guessed it: Ethan loves model trains.

Ethan is always accompanied by his mom, his dad, or his grandma. Early on, Doug Pollock and I noticed that Ethan's movements were somewhat awkward, and he slurred his speech a little. None of that interfered with the joy he showed as he watched the trains go by. Sometimes, he would lay his head down on the layout table close to the track to get a good look at the oncoming trains. He would always enjoy using the remotes for hours on end, sharing with others when we asked him to give someone else a turn. Ethan was always exceedingly polite and respectful of us, the layout, and the equipment. It was always a pleasure and a happy time for Doug and me when we would see Ethan pulling his parental companion into our building, headed for the layout.

Doug and I were on duty Saturday morning this year and Doug noticed a young man he thought was Ethan standing at the edge of the layout. I looked over and saw a woman standing nearby the young man who I thought I recognized as Ethan's grandmother. The trouble was the young man had a mustache and goatee and that did not seem like the Ethan we knew. I went over to the woman and asked the woman if she was the young man's grandma and was he the kid who always came to enjoy our layout. She smiled and said, "Yes, that's Ethan."

I went to Ethan to welcome him back and to tell him Doug and I were so glad to see him. I asked him about his facial hair and he said, "Yeah, I've been growin' it," as he slowly stroked his goatee. He had only been there a short while, but I asked him, "Would you like to operate the trains with the remote? I will get it for you from that kid over there who has been playing with it for a while." Ethan

looked over at the small kid who was obviously enthralled with using the remote. Ethan, seemingly recalling the times when he was that young kid, paused a moment and, now a young adult, answered clear as a bell, "No, I'm good." My heart and mind almost exploded with affection and admiration for the kid we watched grow up over the years at the Fair.

Doug and I watched as Ethan and his grandma left the building, no protest about leaving the trains behind like we had witnessed in his early years, and best of all, Ethan was walking on his own, tall, and in full command of his stride, no awkwardness at all.

This year's Cumberland Fair layout scenery morphed from Sunday to Wednesday as various members embellished the layout:

- **Sunday Night After Initial Set Up – Lots of Open Space in the Center and on the Right Side Looking from the Front**



- **Tuesday Morning after Multiple Buildings were Added in the Void on the Right Side of the Layout.**



- **Wednesday Morning after Multiple Buildings were Relocated, the Carnival Arrived, the Club Arborist Completed his Work, and the Disney Haunted House was Placed Overlooking the Bay:**





The View from Doug's Chair by Doug Pollock

Ken Thorson & I had the set up and run shift Thursday morning. Ken & I were going to leave for Cumberland at 8:20am for the fair but Sam was opening at 8:30 so we decided to leave at 8:05. The weather on the way down was rain and then rainier but we made it on time. We arrived and started getting everything set up and plugged in when Sam returned. He had been there but went for coffee. Sam plugged in the transformers, and we found out they were not turning on. With that, I figured this could be a bad start. But Sam being the electrician that he is, evaluated the situation and plugged the transformers into the other side of the outlet and Walla we had power. So, the day looked up to more rain, but we were ready to run trains for the crowds to come. And come they didn't and didn't.

Ken and I putts around with this and that. We cleaned the tracks, moved this, then that. We closed one door partially to hold in some heat. We saw a wave of kids run by our building going to the stands area but that was as close as we got to people. On this day, the M3Railers set a club record, and I do not think it will ever be beaten. We had a grand total of 3 people. But I will say that all 3 had a great time!

After the word came out to shut down the trains, two more people came in. The layout was well done with accessories on a separate table which worked out great. Jeff stopped by and we all talked. It was a good time. It was different but anytime you are around trains, a good layout, and friends it is a great time! Did I mention that it rained!

Noticed that unlike the building last year, there is no custodian or whatever for the train building we were in, so Sam came in early every day to open up. I feel that is going way above on his part and he needs a GREAT BIG THANK YOU!!! Also, a HEARTY THANK YOU GENE for doing a GREAT JOB as PRESIDENT. B Safe Doug



Preview of the L.L. Bean Holiday Display 2024

by Jeff Jacobs

A much-awaited message came to Gene & I recently from Joanne Adebayo, L.L. Bean Marketing Planner (who took over from Karen Levesque). Pleased with our past contribution to the Northern Lights holiday event, L.L. Beans asked us to again present "Trains in Winter" in the same location as before. Indications are that the opening date is about 4 days later for 2024 and that we can have construction access to the camping display area early in November.

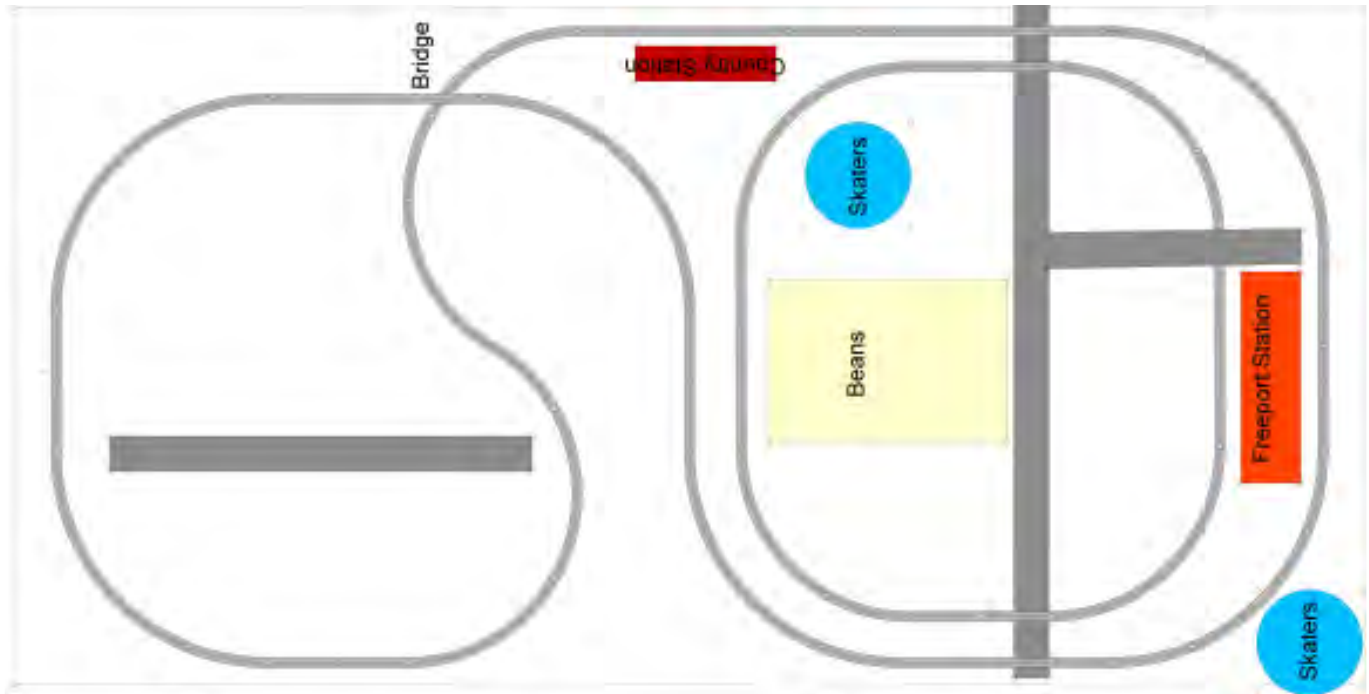
Anticipating the call, a new layout was already contemplated. It is based on an old Lionel store-display reviewed in a recent edition of the OGR magazine. Our prior layout was worn anyway, so we will build from scratch drawing upon our past two years of experience. A concept sketch follows: (many more details coming soon)

Trains will run on multiple tracks and be controlled by electronics which alternate between run time and rest pauses.

Central to the display will be the large L.L. Bean scale building as well as several Freeport structures constructed by M3R's own Jan Williams. Featured in the consists will be our new L.L. Bean cars and the club cars all pulled by New England locomotives and, of course, the Polar Express.

Construction will begin at my shop in Bath with sculpting of the terrain and track bed. Four 4' x 8' modules will then be moved to Freeport where the fine details, wiring, and painting will happen.

Watch in the M3R IO Group and the Thursday ZOOM meetings for progress reports.



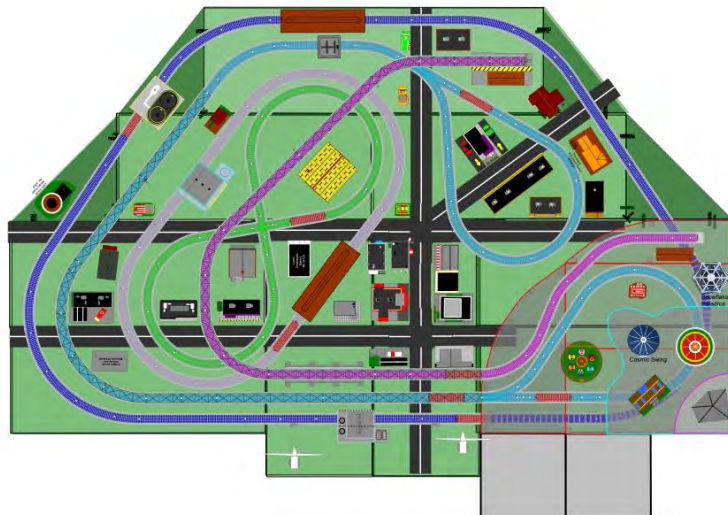
If

you want to be a part of the preconstruction stage or the in-store final phase, contact me at 729-2252. As before, track service volunteers will be needed to keep the trains humming.

Preview of Upcoming October 2024 Outreach Team Model Train Displays

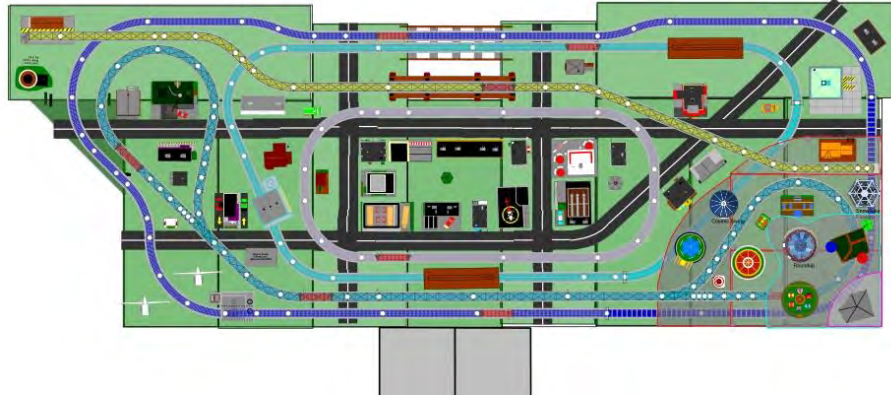
2024 Great Falls Model Railroad Club Fall Train Show

- Location:** Kora Shrine Center
11 Sabattus St., Lewiston, ME 04240
- Setup:** Friday, October 11, 2024
- Run Trains:** Saturday, October 12, 2024, 10am-3pm
- Dimensions:** 11' x 17', 151.25 square feet
- Track:** 158+ feet of Lionel FasTrack, 4 Independent Loops, and an Elevated Trolley Line
- Buildings:** Atlas -2, Lemax -11, Lionel -3, MTH -1, Menards -20, Model Power -1, Model Rail Scenes -1, Walters -1, & Woodland Scenics -4



2024 Baxter Library Fall Book Sale

- Location:** Baxter Library, Shaw Gym, Gorham Recreation Center
75 South Street, Gorham, ME 04038
- Setup:** Thursday, October 17, 2024, 2-5pm
- Run Trains:** Friday, October 18, 2024, 9am-6pm and Saturday, October 19, 2024, 9am-1pm
- Dimensions:** 8.5' x 23.5', 176.25 square feet
- Track:** 175.5 feet of Lionel FasTrack, 4 Independent Loops, and an Elevated Trolley Line
- Buildings:** Atlas -1, Carole Towne -1, Department 56 -1, Korber Models -1, Lemax -13, Lionel -2, MTH -3, Menards -19, Model Power -1, & Woodland Scenics -7



Portland Union Station by Jan Williams

I've been working for about a month on a big model railroad project for this Winter. I've started the project to model the Portland Union Station on my layout. The station was built in the 1880s on St John Street and was a delightful mish-mash of the styles and cliches of the era. It was demolished in the 1960s to make way for a totally dismal strip mall. The below picture is a view of the station in full glory.



Twenty years ago, I built a foam board station inspired by the demolished building. The original building is way too big for a model railroad - what I built was a compression, hopefully capturing the essence of the building. It was an easy decision to copy this foam board model when building my scale model - the basic dimensions have already been worked out. Below is a picture showing my cardboard model and a portion of the design plan I used in building it.



I'm building this model using air dried clay on a base of foam board. I used this technique in building my Copley Plaza Hotel (see below picture).



The clay is a bit messy, and takes several days to dry into a hard, workable product, but there is no need for a kiln. The dried clay is great to work with for stone buildings... easy to sand and carve, can be seamlessly patched, and has a stone like appearance when painted.



The above picture shows my progress to date - the segments are the walls. The original building has lighter color surrounds around each window; I used bass stripwood in each window opening to outline the window. I stumbled into three benefits of this approach. The stripwood will be easy to paint in a different shade, and it gives me a much cleaner outline for the window opening. Finally, the stripwood solved a challenge with clay construction - how to sand down to a uniform thickness (in this case 3/16 inch). I set the stripwood in the window openings at my desired depth. When all the glue dried it was easy to sand down to the desired level.

I also began putting together sub-assemblies (pictured below). The long piece is most of the back wall – I left out a segment of about six inches. I know how wide the building should be, but won't know the actual measurement until I glue together the front wall segments...



Next steps include assembling these pieces into a building, filling gaps and sanding, drawing and carving the stones, then painting the stones, and fabricating doors and windows. I'd like to be finished late Spring 2025...



Kids Caboose by Jay Westra

It has been a busy summer but in August we were happy to visit the Boothbay Railway Museum. I hadn't been in several years, but the kids had visited the previous year. We had friends visiting from Arizona, so Caleb was happy to show them around one of his favorite semi-local attractions. Both kids enjoyed the model HO layout building, the scenery and routes they have created are very impressive, and there are some interactive actions activated by pushbutton. One neat feature they used was live video streamed from one of the trains to a TV in the room! It took kids and grownups alike some time to determine which train and car the video is emanating from, then try to wave for the camera. The camera was fully hidden in a caboose with only a very small opening for the lens visible from the outside. I haven't dug into the details of this, but I am very curious if it's a standard camera & hookup or if someone built it from various components.



As always, the highlight of the trip was riding the train around the property's perimeter. I was pleased and impressed to see that they use a steam engine for this and a 0-4-0. I learned that this was a common and dependable configuration for narrow gauge in the area. Despite not growing up in the steam age there is something special about the experience of steam engines - look, feel, and smell. The staff and volunteers working the train were great and happy to share their joy of trains. It was a pleasure and a good reminder of the train opportunities just a short drive away.





Pine Tree Power for October by Jeff Jacobs

This month your reporter was busy with M3R tasks (Cumberland County Fair and L.L. Bean Layout Planning) but furnished two other news articles for this edition. Therefore, he will take a vacation from the historic locomotive report this month but leave you with this picture. It is a postcard produced by the JV Hartman Co of Portland. It shows a famous spot on the MECRR Mountain Division – the Crawford Notch Cut.



- The End -

Maine 3 Railers Upcoming Schedule of Events

Maine 3 Railers Model Train Events

- Oct 12 Great Falls MRC Fall Train Show, Kora Shrine Center, 11 Sabattus St., Lewiston, ME 04240. Trains run from 10am-3pm. Setup to be scheduled. M3R has 26'x16' space. (Outreach Team)
- Oct 18-19 Baxter Library Fall Book Sale in the Shaw Gym, 75 South St. Gorham, ME 04038 with set up on Thursday Oct 17 from 2-5pm and trains running from 9am-6pm on Friday and 9am-1pm on Saturday. (Outreach Team)
- Nov 09 Southern Maine Model Railroad Club Fall Show, Westbrook Community Center, 426 Bridge St, Westbrook. Setup at 4:30pm on Friday 11/8 and trains running Saturday from 9am-2pm. (Outreach Team)
- Nov 10 Mark Lasher Layout Tour, Sunday, November 10, 10am to 2pm. 31 Perreault Way, Brunswick, ME 04011. (Activities Committee) **Location Notes:** The layout is in the basement (it can be a bit cooler down there) so you must be able to navigate stairs. There is limited access to walk around the layout so please note there are fragile items located close to the edge. Please enter the house through the garage and turn left in the kitchen to access the stairs. There should be plenty of room to park in the driveway and along the road. Be aware there is no parking at the end of the street and there may be some construction activity taking place across the street.
- Feb 15 Annual Maine 3 Railers Model Train and Dollhouse Show, Augusta 2025 Armory, 179 Western Ave, Augusta, ME 04330. Run trains from 10am -3:30pm. Move in on Friday Feb 14. (Outreach Team)

M3R General Meetings (All meetings start at 7 pm on Zoom):

- Oct 10 Regular Monthly Club Meeting

Roundhouse Sessions (All sessions start at 7 pm on Zoom):

- Oct 24 Roundhouse Session, Topic: To Be Announced, Host: Paul Brown & Art Shean

Maine 3 Railers Group Email:

The Maine 3 Railers have a group email account in which all members are enrolled. This is the primary channel of communication for club meetings, events, and activities. This also enables members to send emails to other club members. Like club forums, this service allows members to ask questions, provide advice, help other members solve model train problems, buy, and sell items, and pass along model and prototype railroading news of interest.

This is a free service for each member. The group "owners" (Lou Bragaw, Dana Lindsey, and Art Shean) will add your name and email address when you join the club. You will then receive an email with a link to accept the invitation. Follow the link to confirm your account. You may not receive emails if this step is not completed. We restrict the use of this service to M3R members. Because the site is not moderated, Lou, Dana, or Art will review your first two posts to assure you are a member. The URL for our group is: <https://groups.io/g/M3R>.

Once subscribed you can email all other M3R members by addressing your email to m3r@groups.io, email individual members by using the Directory, update your personal profile, change how you receive emails, or unsubscribe. If you have any questions, contact Dana Lindsey, M3R Secretary.

Maine 3 Railers Elected Officers and Appointed Positions

Elected Officers and Executive Board

President, 2023-2024



Gene Thayer
president@maine3railers.org

Vice President, 2023-2024



Bernie Pender,
vp@maine3railers.org

Secretary, 2023-2024



Dana Lindsey,
secretary@maine3railers.org

Treasurer, 2023-2024



Lou Bragaw,
1 Wren Drive
Topsham, ME 04086
treasurer@maine3railers.org

Associate Treasurer, 2024



Rick Hills,
8 Winding Hollow Road
Amherst, NH 03031

At Large: 2023-2024



Sam Carr,
sam@maine3railers.org

At Large, 2023-2024



Art Shean,
art@maine3railers.org

Recent Past President: 2023-2024



Richard Ridolfo,
pastpresident@maine3railers.org

Appointed Positions and Committees

Club Car Committee: Richard Ridolfo, Chair
Members: Jerry Gotreau, & Peter Hanson

Club Car and Merchandise Sales:

Peter Hanson,
21 Norway Drive, Chelsea, ME 04330
clubcar@maine3railers.org

Event Coordinator: Sam Carr

M3R Activities Committee: Bernie Pender, Chair
Members: Dave Hodgkiss, Mark David, & Rick Hills

Gifts Manager: Vacant

Train Show Committee: Richard Ridolfo, Chair
Members: Sam Carr, Vic Fuller, Bill Halley, Peter Hanson, & Gene Thayer

Special Projects Manager: Jeff Jacobs
specialprojects@maine3railers.org

Clubhouse Committee: Dave Hodgkiss, Chair
Members: TBD

Event Layout Design:

Jeff Jacobs (Trailer Events)
Art Shean (Outreach Events)

Media Committee: Vacant, Chair

Members: Conrad Berthiaume, Dana Lindsey, & Douglas Pollock

Webmaster:

Mark David,
webmaster@maine3railers.org

YouTube Channel Master:

Carlton Spring,
youtubechannelmaster@maine3railers.org

Newsletter Editor:

Art Shean

*The IRS recognizes the Maine 3-Railers as a 501(c)(3) charitable organization.
1 Wren Drive, Topsham, ME 04086*