



# MAINE 3 RAILERS

## M3R CLUB NEWSLETTER FOR JANUARY 2025

**OUR NEXT MEETING IS THURSDAY, January 9, 2025, at 7:00PM on Zoom.** Watch for the email from Dana Lindsey with the link to join.

# CLUB HEADLINE NEWS

## New Executive Board for 2025-2026 Elected

**President:** Bernie Pender

**Vice President:** Dave Hodgkiss

**Secretary:** Dana Lindsey

**Treasurer:** Rick Hills

**At large Member:** Jeff Jacobs

**At large Member:** Ernie Vannah

**Recent Past President:** Gene Thayer

## M3R Model Train Village Disassembled and Removed

Thursday January 2, 2025, Jeff Jacobs and a team of nine members met at the L.L. Bean Flag Ship store to disassemble, package, and remove the 2024 M3R Model Train Village.



### **President's Message** by Bernie Pender

As we usher in 2025, it is with great excitement that I extend my warmest wishes to you, the dedicated hobbyists and passionate creators who bring the world of model trains to life. Your commitment to preserving the hobby, history, artistry, and engineering of railroads is inspiring, and your collective enthusiasm continues to spark innovation and creativity within our cherished community.

This year marks a time of growth and transformation for the model train world. We stand at the crossroads of tradition and modernity, as new technologies and design advancements offer us new ways to build, share, and enjoy our layouts. From intricate, historically accurate models to digital control systems that simulate real-world operations, the future of model trains has never been brighter.

As President, I am proud to see how this hobby connects people across generations, backgrounds, and locations. Whether you are a seasoned modeler or just beginning your journey, know that your contribution to this vibrant Club is invaluable. Through conventions, events, and online forums, we continue to build a strong network of support and learning for all who love model trains.

I encourage you all to continue pushing the boundaries of what's possible, while staying grounded in the values of craftsmanship, patience, and camaraderie. Together, we can make 2025 a year of extraordinary creations, unforgettable experiences, and lasting friendships.

Thank you for your unwavering passion and dedication. May the tracks ahead be filled with creativity, joy, and discovery.

# UPDATES



## 2025 Model Train and Dollhouse Show by Richard Ridolfo

With the Holidays behind us we are 6 weeks away from our annual Train and Dollhouse Show. Ads have been placed in the train magazines and a dollhouse magazine.

We will have a second O-Gauge layout as Great Falls now has one in addition to their HO layout. We also have been in communication with the Lego group regarding them joining us.

Vendor table reservations are coming in and we will continue to follow up with new vendors. A blank application form is available at the end of this newsletter for those interested in reserving tables.

The next big task is getting the word out to the public, we need a strong attendance to support our vendors. You can help by distributing the show flyer attached near the **Upcoming Events** section of this newsletter to friends, family, neighbors, and public areas as much as possible.

Lastly club member participation - Help is needed for table and chair set-up and take-down, ticket sales, white elephant booth etc. Last year with strong support from the members, we had the tables in place by 9:30am and after the show we completed returning them to storage by 4:00pm - many hands made easy work.

Below is a **Show Crew Needs Matrix**. Please let Sam Carr or me know where you can help to make our planning easier.

When	Friday 8-Noon	Friday Noon-4pm	Sat 8-10am	Sat 10am-Noon	Sat Noon- 2:30pm	Sat 2:30-3pm	Sat 3-4pm	
Activity	Setup	Setup	Setup	Show	Show	Show	Move Out	
Move Rental	8-Noon						3:30-5pm	
Tables	8-Noon						3:30-5pm	
Richard	8-Noon						3:30-5pm	
	8-Noon						3:30-5pm	
	8-Noon						3:30-5pm	
	8-Noon						3:30-5pm	
	8-Noon						3:30-5pm	
Tickets			8-10am	10am-Noon	Noon-2:30pm			
(Open)			8-10am	10am-Noon	Noon-2:30pm			
2 sellers			8-10am	10am-Noon	Noon-2:30pm			
2 on doors			8-10am	10am-Noon	Noon-2:30pm			
Club Layout		Noon-4pm	8-10am	10am-Noon	Noon-2:30pm	2:30-3:30pm	3:30-5pm	
Sam		Noon-4pm	8-10am	10am-Noon	Noon-2:30pm	2:30-3:30pm	3:30-5pm	
Train Sales (Doug)			8-10am	10am-Noon	Noon-2:30pm	2:30-3:30pm	3:30-5pm	
Sales 1			8-10am	10am-Noon	Noon-2:30pm	2:30-3:30pm	3:30-5pm	
Sales 2			8-10am	10am-Noon	Noon-2:30pm	2:30-3:30pm	3:30-5pm	
Finance-1			8-10am	10am-Noon	Noon-2:30pm	2:30-3:30pm	3:30-5pm	
Finance 2			8-10am	10am-Noon	Noon-2:30pm	2:30-3:30pm	3:30-5pm	
Team	Tasks							
Table Crew	Setup tables from Armory Storage on Friday morning & mark them for vendors. Return tables to Armory Storage after closing							
Ticket Crew	8-10am Limit access to M3R members and table vendors. 10am-2:30p Sell tickets and only admit ticket holders and mem							
Layout Crew	Setup, Operate & teardown the club layout, talk trains with visitors, and offer membership applications							
Sales Crew	Receive, tag, and sell items donated or brought by members to sell at the White Elephant Table							
Finance	Help Treasurer Rick Hills receive, manage and deposit fund from Tickets and Train Sales during the day							



## From the Editor **by Art Shean**

Our next Club meeting is January 9<sup>th</sup> at 7pm. Having a meeting post-holiday seems like a good opportunity to skip out, right? Wrong!!

The Maine 3 Railers have come a long way in the twenty-five plus years that we have existed. This coming Thursday night we will take another step forward in defining and confirming who we are. The main agenda item will be the review and approval of the revised Club by-laws. Our by-laws define who we are and how we operate. Reviewing this apparent legalistic gobble gook may seem out of order with the fun of running trains. But they are a must so that our elected officers can continue to run our organization while the rest of us enjoy our hobby uninterrupted by boring administrative and bureaucratic detail.

So, I encourage each of you to take the time to review the proposed by-law changes distributed earlier by our Secretary, Dana Lindsey. Attend our next monthly meeting and be prepared to cast an informed vote. If we do this correctly, we won't have to do it again for many years to come.

Just as a reminder of how far we have come while retaining our focus on model railroading, I offer the following copy of our first Club newsletter published January 14, 1999.

### *The Maine 3-RAILERS* *O-Gauge Model Railroad Club*

Volume 1, Number 1      **Newsletter**      *January 1999*

**Next Meeting:** Thursday, January 14, 1999 at 7:00 P.M.  
**Location:** *Maine-Ly Trains*, U.S. 202/Lakeshore Dr, South China, ME

The next meeting will be the third such meeting of the Club. The name "Maine 3-Railers" was chosen at the last meeting. Jim Ferrone of *Maine-Ly Trains* has graciously offered his facility as a meeting site. So far, Jim has proven himself to be a great host. *Thank you, Jim!*

**A Reminder:** Please mark your calendars! Our meeting dates are scheduled for the **Second Thursday** of each month at the above location.

To chronicle our discussions and decisions thus far, we are sponsoring a train show & swap meet on Saturday, **March 13, 1999** at (...and for the benefit of) the South China Community Church. We have also booked the next Saturday, the 20th, in case we need a rain (snow) date. Tables will be available for vendors and hobbyists alike for \$15 each. Refreshments will be made available through the church. Look for more on this in the next newsletter.

We have also decided to begin constructing a small traveling O/027 layout. We are going to start with a 4'x 8' sheet of plywood and building from there. It is anticipated to have it ready in time for the March 13th show, or earlier if we can. *(see next paragraph)*

In the meantime, we are going to be represented at the Whitefield Lions Club annual **Model Railroad & Doll House Show** at the Augusta Armory on Western Avenue on Saturday, February 13, 1999. We will have some sort of operating o-gauge layout going at this show. *(Let's not let those HO & N Scalpers have all the fun!)* We will also be recruiting members for our club.

**We are looking for Members!** This Newsletter is being sent to all members and all potential members. For all of those who have not signed up yet, more information is available by contacting:

- Peter Hanson @ (207) 622-4256 (answering machine available for messages)
- or -
- Jim Ferrone @ *Maine-Ly Trains* (207) 445-3695 (during business hours)

*Serving the O-27 & O-Gauge Hobby*

### *The Maine 3-RAILERS* *O-Gauge Model Railroad Club*

#### *The agenda for our next meeting is:*

- Discuss plans for our show & swap meet on March 13th
- Discuss our participation at the annual train & doll house show at the Augusta Armory on February 13th
- Discuss & vote on offering charter memberships for a modest fee (*say \$5 or ?*)
- Plan some work sessions to make progress on our traveling layout
- Other old business & any new business (*regarding club organization etc.*)

*Wishing You a Joyous & Happy New Year...  
and Many Hours of Great Model Railroading Too!*

Peter V. Hanson  
Editor & President Pro-Tem

#### *Scheduled Meeting Dates For The Next Few Months of 1999...*

- *January 14*
- *February 11*
- *March 11*
- *April 8*
- *May 13*
- *June 10*

**See You There!!**

*Serving the O-27 & O-Gauge Hobby*

*The Maine 3-RAILERS*  
*O-Gauge Model Railroad Club*  
and the South China Community Church

Present  
*The First Annual*  
**TRAIN SHOW**  
&  
**SWAP MEET**

**Saturday, March 13, 1999**

*(In case of bad weather, alternate date is March 20, 1999)*

**9:00 AM To 3:00 PM**

**South China Community Church**  
**Old Route 3, South China, ME**

*Featuring O, S and G Scales*


All Collectors, Hobbyists, Dealers and Vendors are Welcome  
Tables are available @ \$15 each.

Operating Layouts - Buy, Sell, Trade - Model Trains  
New & Used Merchandise, Collectibles & Accessories

Admission \$1.00 (Donation) - Coffee, Donuts & Light Lunches Available

For information and registration, please contact: Jim Ferrone @ Maine-Ly Trains  
(207) 445-3695 (Tuesday to Saturday 10 am to 5:30 pm)

Directions: From US 202 turn onto Old Route 3 at BORDER TRUST BANK ¼ mile westerly  
of flashing blinker @ Route 32 South & FARRINGTON'S CLOTHING STORE



**The Maine 3 Railers have Club Cars, Clothing, and Collectables Available for Purchase** by Jeff Jacobs

**Club Cars:**



The club has some Hannaford 'Trailer on a Flat Car' to sell:



We also have the light blue BAR cylindrical hoppers (M3R summer season car):



**SOLD OUT**

Cianbro gondolas in both gray and blue are still available.

Contact Jeff Jacobs or Bernie Pender about the cars.

### In the Clothing Department:



Here are the current M3R clothing items for sale along with the newest pricing for them:

Polo shirts -short sleeve - \$25 to size XL, \$30 for larger (dark blue)  
Denim shirts- Long Sleeve Blue- \$35 to size L, \$38 for XL, size XXL and XXXL \$43



Hats, with or without '25 years' - \$15



As you read this, I will be traveling for the winter, but the hats and denim shirts are in the new Topsham club storage unit, and we can still get one to you.

### Collectables:

We also have the wonderful Peter Hsu created sketches of the MEC 470 steam locomotive.

These are unframed and are only \$20. Each print is numbered and M3R had the exclusive sales rights to them. If you are new to M3R, you may not have one of these collectables. (see a back issue of the club newsletter for an article about this iconic locomotive)



---

## EVENT REPORTS

- Dec 7 - Jeff Jacobs Open House
  - Dec 14 &15 - Ray & Robbins Holiday Model Train Display
  - Dec 15 - Bill Haley Open House
  - Jan 1 - L.L. Bean Wrap Up
  - Jan 2 - L.L. Bean Move Out
- 



**Jacobs'** Family Christmas Open House by Jeff Jacobs  
Saturday, December 7<sup>th</sup>, forty friends, relatives, and M3R members traveled to West Bath to the Jacobs' family Christmas open house. This season's favorable weather contributed to the increased attendance.

Five trains were running through the “Maine Woods” scenery created during the pandemic by host Jeff Jacobs and Brian Inch of Model Railscenes.



City view below, reminiscent of an earlier Portland. Notice the “Jacobs Pharmacy” model in the foreground. However, this *Georgia* landmark is the first place to serve Coca Cola from a fountain tap.



Below MEC Independence Class number 405 drifts past the station with a local freight.



The seasonal favorite “Polar Express” was part of the show and made its way carefully across the high trestle. Jeff had his hands full visiting with enthusiastic guests, answering questions, and accommodating buyers who picked up bargains on a white elephant table.



A demanding critical switch near a tunnel portal seemed to sense when Jeff would be busy and more than one derailment had to be “fished” from the depths of the tunnel because of operator inattention to alignment of the switch points.

Hostess Cathy offered light refreshments to those who could pry their attention from the trains. Conversations between M3R members abounded and the event lasted for about five hours.



Thanks to all who traveled to join us for the 2024 open house.

**Dave Hodgkiss Comment:** I was at Jeffs today, took a few photos. I thought perhaps you could use them. President Elect Biden...Errrrr... Pender presented Lou Bragaw with a hat as a token of the Club’s appreciation for his service.



Some of Dave Hodgkiss' photos captured the detail on Jeff's layout and visitors' interest:







Photography by Dave Hodgkiss & Jeff Jacobs

## Planes, Trains, and Monster Trucks

by Art Shean

But for four days a year, the walk-in basement of Ray and Robins Hobby Center in West Falmouth is dedicated to Radio Controlled (RC) monster truck racing.



In the four days not consumed by truck racing, the Maine 3 Railers set up our holiday model train display, run trains for two days, then vanish for the remainder of the year. And so, it was in 2024 from December 13<sup>th</sup> through the 16<sup>th</sup>.

Friday morning, December 13<sup>th</sup>, Sam Carr and Carlton Spring joined up at the L.L. Bean model holiday train village to complete the daily track cleaning and engine lubrication duties. After which they stopped for a leisurely breakfast enroute to Ray and Robins Hobby Center to set up this year's

holiday model train display. Per Club tradition they arrived before the designated meeting time, unloaded their equipment, and began arranging the available R&R tables. They were soon joined by John Ash who ferried in from Chebeague Island. When I arrived at the designated time, I was already late and set up was underway. John, Sam, and Carlton greeted me in the parking lot and had my trailer emptied in short order.



Thankfully, Ray Labonte and his store crew had prepared the store and basement well ahead of our visit and the venue was ready for us to start set up as soon as we arrived.

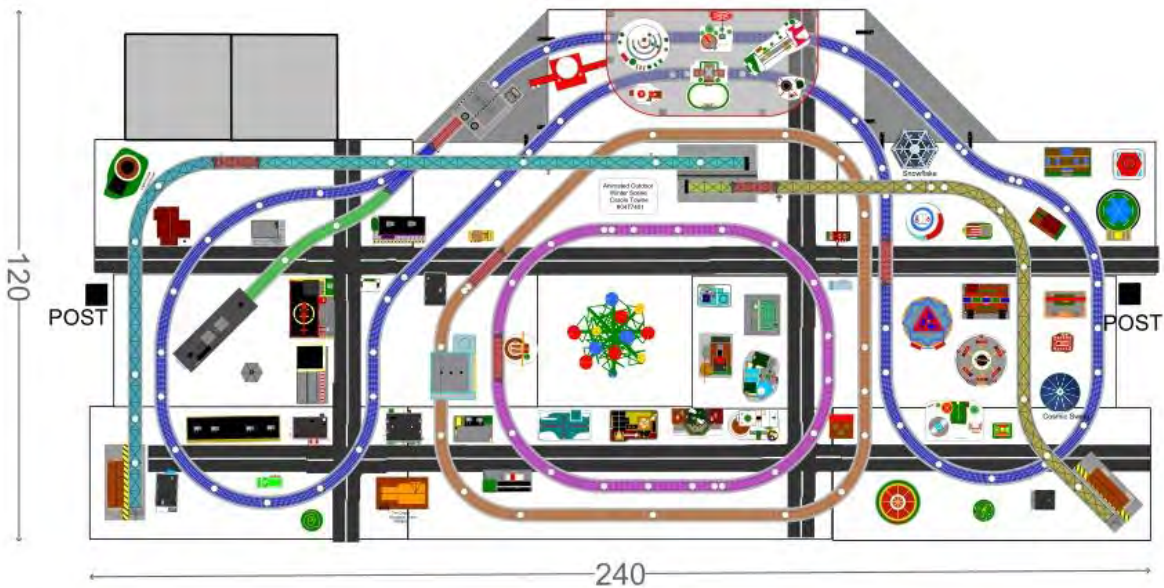




Unpacking and layout assembly went smoothly on the nine tables provided by R&R. The 171 square foot 10'x20' display boasted three loops, two trolley lines, and a turnout terminating in an engine house. Rather than a simple loop, the main outer rail line was shaped like a horse saddlebag with a raised outdoor winter playland on top where a rider would normally sit.



Overall the crew laid 136 feet of FasTrak, paved 56 plus feet of 6" wide asphalt roads, and placed 64 buildings, carnival rides, and accessories.





Beside the winter playland, the layout included from left to right a rural town, holiday shopping zone, and a winter carnival with multiple never before displayed on an M3R layout rides.





Doug Pollock joined the crew on Saturday to help meet and greet with guests and Frank Folker provided a helpful set of hands for the teardown Monday morning.

As a retired airline pilot, Ray Labonte has a passion for model aircraft and it shows in the array of model planes adorning the ceiling of his hobby shop. So while the trains ran in his basement, the planes flew high overhead in the shop above. And quite the collection it is.







Beside the high flying planes, Ray Labonte's shop proudly displays RC vehicles. Some examples include:





Ray even has a test track to test smaller RC trucks:



Side Notes:

Among the store customers, Jeff Jacobs, Fred Guth, and Fred's wife visited us on Saturday.





We did have one tenuous moment when we arrived on Saturday morning. We discovered that a train load of passengers was left upside down on one of the winter carnival rides all night. Good thing we were not called in the middle of the night to rescue them.



During a conversation with Ray Labonte, we mentioned that we displayed multiple 3D printed items in our L.L. Bean Holiday layout this year. To which he pulled out an example of his own 3D printing – a 12” formula one racer with compartment for an electric motor.



On Sunday, a R&R crew member with a returned HO train set joined us in the basement. A customer had purchased the set for his son but having buyer’s remorse wanted to upgrade to an O-scale version.



Lastly, on Sunday we experienced multiple examples of trains unexplainably stopping on the saddlebag loop between the turnout and the raised platform. After extensive investigation we discovered the fault was the result of two issues: on the far side of the table, we had a loose joint that intermittently disconnected the track segment from the power terminal. The compounding discovery was the switch track for the siding on the other end of the track segment did not provide power continuity for the leg that linked with the main line. As a result, we inadvertently created an isolated track segment. The field solution was replacing the track with the loose joint and the switch

track with a curved track section. Problem resolved for the remainder of our run. The long-term solution is to solder the connections inside the switch track that provide power connectivity between the track entrance and exits.



Monday morning the crew consisting of Sam Carr, Frank Folker, Art Shean, and Carlton Spring arrived at 10am when the center opened and dismantled, packed, and moved out so that the RC monster trucks could resume their racing.

Photography by Art Shean and Carlton Spring



### The ALBOE Central Model Railroad by Bernie Pender (ALBOE = "A Little Bit Of Everything")

On December 15<sup>th</sup> Bill Halley hosted a Model Train Open House, where visitors had the opportunity to explore the fascinating world of miniature railroads, intricate landscapes, and expertly crafted train models. Visitors explored diverse tracks, tunnels, bridges, and stations, all set in beautifully crafted landscapes.

Several volunteers had live demonstrations where visitors got to watch the trains and accessories in full action. We all watched how the trains navigated complex routes and learned about the technology behind it. Bill showcased classic steam engines and modern high-speed trains. He has a wide variety on display. Bill was excited to share his passion for trains and model railroading with all attendees.



Some detail from Bill's layout:



Talk about detail – check out these trestles:



Great use of 3D background buildings on this stretch of track:



Beside engines, Bill has a nice selection of rolling stock:




The ALBOE was started during the latter part of 2016 and continues to be an ongoing project that may never be finished. The track and switches are manufactured by Gargrave's trackage

corporation based in NY. The track and switches have operated without fail since being installed. Most switches are manually controlled.

Bill enjoys following the trains around the layout, rather than operating from a fixed position. Much of the motive power is manufactured and controlled by MTH and the MTH DCS system. Bill prefers the DCS system as it allows him to operate several brands of locomotives.

Whether you're a long-time enthusiast or brand new to the hobby, there was something for everyone. Thank you to all that visited ***The ALBOE Central Model Railroad!***

Photography by Bernie Pender



## **L.L. Bean 2024, That's a Wrap** by Jeff Jacobs


Another Holiday Season has concluded at the L.L. Bean flagship store train display in Freeport.

Here are some details:

- Work began Oct 14<sup>th</sup> at Jeff's West Bath workshop.
- We moved to the store to resume construction on Nov 5<sup>th</sup>.
- The display opened to the public on Nov 22<sup>nd</sup> as LLB kicked off their Northern lights 2024 event.
- Thirty-one M3R volunteers helped build and maintain the 8' x 16' layout which was different than prior years. This season we had just 2 loops of FasTrak, but the curves were larger and the track plan more interesting.



This year Mark Lasher introduced us to the world of 3D printing with many intricate figures added to the diorama. My favorite was a scale snowblower, but the moose and dog sleds were popular, and the snowmobiles added a sense of a Maine outdoor winter.



Technical challenges included using two throttles on the “over & under” loop so that the conventional engines without electronic speed control could be adjusted with a ‘climbing’ speed and a ‘descending’ speed.

Thank you to the thirty one M3R members that helped build, transport, cleaned the tracks and/or made sure the trains stayed on the rails. They included: John Ash, Lou Bragaw, Paul Brown, Sam Carr, Vern Cassidy, Mark David, Jess Davis/Knowlton, John Dexter, Frank Folker, Vic Fuller, Rocko Graziano, Rick Hills, Dave Hodgkiss, Jeff Jacobs, Jim Kinnie, Mark Lasher, Amar Mediratta, Sophia Mediratta, Joe McCarthy, Tom McNamara, Bernie Pender, Doug Pollock, Dennis Robillard, Art Shean, George Small, Carlton Spring, Gene Thayer, Ken Thorson, Walt Voskian, Jay Westra, and Jan Williams.

The center of the display was the large L.L. Bean store model,





and after a heart-stopping search, two favorite Jan Williams creations (Freeport Train Depot and Bangor 1897 Firehouse) were added. Jan also added the Freeport Fire Hose Drying Tower this year.

The action skating rinks were again popular and for those who looked carefully, a curling match was taking place in the park.



Tongue in cheek humor was subtle once more as we added Derosiers Market to the model village. This local lunch stand was a favorite Freeport spot for M3R members working on the project.



The Polar Express was the featured train with 3 different engines taking turns pulling the crowd pleasing consist.



Three new cars were added to the freight train for 2024, and are shown here:



Dave Kenyon did the custom painting, and the Green LL Bean box car was loaned by George Small. Our 2024 L.L. Bean Club Car made its debut this year as well.



The two Club Lionel ZWL transformers once again ably supplied the power for building lights and the trains.



But the whole idea of the train display was to amuse the Holiday shoppers and here are just a few of the thousands who visited our layout.



We will disassemble everything on Jan 2<sup>nd</sup> and the 4' x 8' base pieces will go to Jan Williams' barn in Hiram while the buildings and rolling stock will go to our new storage unit in Topsham.

Photography by Dave Hodgkiss, Jeff Jacobs, Art Shean, & Ken Thorson



### **The View from Doug's Chair** by Doug Pollock

Well, this has been an interesting month with Christmas coming or passed by the time this is published. It has been fun doing the duties at LL Bean. It has actually been interesting - not only the hands on cleaning & oiling engines and picking up this and that, but the ride back and forth with great conversation with the engineer (Ken Thorson) on the trip down and back. We have very interesting conversations on every trip.

As U know LL involves cleaning the tracks and engines and then oiling the engines. The steam engines are the most time consuming as they have so many moving pieces to dab oil on. Most of the time customers stop to observe what U are doing and have conversations on the great layout or just chit chat. Good PR for the Club and just added fun. One day club member Rocko Graziano was there when we arrived. He had cleaned the tracks which was a big help - good guy.

Next up was Ray & Robbins. I was not there for set up or breakdown but for running trains the other 2 days. It was a great layout and was enjoyed by quite a few visitors. But not the crowd we expected. BUT the people that did show up were treated to a GREAT show and some exciting conversation (and Great food courtesy of our good R & R hosts). There were a couple of youngsters who were really into the hobby. Art Shean and Carlton Spring came up with an interesting twist on us showing the trains. They decided to (we are in a basement as it is /so not much light) so they decided to dim and even turn the lights off. Boy, the oohs and awes – a real adventure our quests will remember.

Well, we are starting a new year with our beloved Hobby! Next up, The Highlands in Topsham and our Club train show in Augusta. **Can't Wait!!!** Like Christmas morning all over.

### **Keepin' Things Light:**

What do U call a train that can't stop sneezing?? **A choo choo**

Why can't an engineer be electrocuted??? **Because he is not a conductor**

B Safe & Take Care, Doug





## 2024 L.L. Bean Northern Lights Holiday Model Train Village Moveout by Jeff Jacobs

Thursday January 2<sup>nd</sup>, 2025, Freeport Maine: Today things concluded at the Freeport store with ten club members dismantling and packing the display which ran there for seven weeks. We began our work promptly at 9am and just after noon had three trucks loaded with the platforms and two SUVs loaded with everything else.

The following members helped with the move out this year:

- Lou Bragaw
- Sam Carr (Mr. Behind the Scenes)
- Frank Folker
- Dave Hodgkiss
- Jeff Jacobs
- Jim Kennie (M3R Master Electrician)
- Bernie Pender
- Art Shean
- Ken Thorson (M3R Master Arborist and Mechanic)
- Walt Voskian (M3R Scribe)

Several days earlier, Sam Carr picked up our boxes at Doug Pollock's where they were stored during the duration of our display. The night before after 9 pm, Ken Thorson retrieved our trees, people, and most of the vehicles to avoid impeding the rapid disassembly process in the morning.


Bernie Pender, Jim Kinnie, Ken Thorson, and I worked inside the rails removing and passing the track, engines, rolling stock, controls, wiring, buildings, and accessories to the packing crew outside the railed fence. When the tables were clear I took my Sabre saw and separated the tables for transport.





Although everything went smoothly, we did have one moment of drama as we carefully removed the L.L. Bean building from the table and Jim Kinnie placed it back into its display case. We all held our breath during the move.

As they were passed over the fence, the rest of the crew carefully packed, identified, and added them to an inventory list which Bernie Pender now has. Walt Voskian did a Yeomans job as our scribe during this evolution. We hope this procedure will ensure control of our valued train treasures for future uses.



When the tables were clear and separated, the crew manhandled them out of the display area onto three pickup trucks. The move required rotating each table on edge to fit through the doors.



After loading the trucks, Jim Kinnie, Bernie Pender, and I left L.L. Bean for Hiram to store the layout modules and roll out table at Jan Williams' barn. Jan Williams met us in Hiram and assisted us there.

Meanwhile, the rest of the crew loaded the packed boxes of smaller items (rolling stock, buildings, etc) into two SUVs and departed for Topsham. Sam Carr, Art Shean and Ken Thorson unloaded the L.L. Bean track, engines, rolling stock, buildings & accessories, transformers, wiring & controls, and vehicles at the new Club storage locker in Topsham. The pictures below show the Club's storage locker after the Topsham crew deposited the material.



We left things at L.L. Bean as we found them and the process went smoothly.



Thanks to all who turned out on a bright but chilly day to "wrap-up" the 2024 LL Bean train display

So, what does the future hold? You may have heard that starting mid-January, the section of the LL Bean store, where we display, will be torn down for renovations. The process is predicted to take 2 years to complete, so things are really uncertain at this time. What we do know is the current store will move into a very large tent. But stay tuned as the L.L. Bean Plan Unfolds.



Photography by Art Shean



## Half-Height Ladders on Modern **Boxcars?** **What's the Deal?**

By Ken Thorson

Older boxcars such as Pullman Standard 1 have ladders all the way to the roof at the corner (see MEC below).



MEC with full height corner ladder  
See: roof walk hangover at end center



BAR with half height corner ladder  
See: no roof walk

You may have noticed that some models of modern boxcars have ladders on the sides that only rise about one-half way up the height of the boxcar (see BAR above). What happened to the rest of the ladder?

In the past, road and yard employees, usually brakemen, would move from car to car using the roof walks along the centerline of the roof. To access the roof walk, workers needed the ladder all the way to the top. Walking or running the roof walk was a dangerous practice resulting in frequent worker injuries. American railroads began phasing out roof walks (also known as running boards) on boxcars in the late 1960s, primarily due to safety concerns and regulatory changes. The key regulatory event was the adoption of Federal Railroad Administration (FRA) regulations in 1966, which prohibited the use of roof walks on newly built freight cars and required the removal of roof walks from existing cars over time.

In addition to injuries from falls and awkward landings, there was extreme danger that distracted employees would not realize the car they were riding would pass into a tunnel, under a signal bridge, or under a passenger or auto bridge for which the limited clearance would not allow a standing person to pass. To alert workers to such danger, railroads created telltales. Railroad telltales are trackside fixtures that warn brakemen who might be walking on top of a car that a tunnel, overpass, signal bridge, or other low-clearance situation is coming up. They consist of a series of ropes hanging from a support span or cable over the tracks. If a brakeman met the ropes, he was made aware of an obstruction ahead and could take precautions to avoid injury. The half height ladders are retained to permit brakemen and others to climb aboard for temporary, short-term rides to the next worksite.



- The End -

## Vendor/Exhibitor Application

# MODEL RAILROAD & DOLLHOUSE SHOW

**Saturday February 15<sup>th</sup> 2025**

**10:00 AM To 3:00 PM** (*Space Available 7 AM To 5 PM*)

***National Guard Armory 179 Western Avenue, Augusta, Maine***

*Applicant:* \_\_\_\_\_ *Date:* \_\_\_\_\_

*Address:* \_\_\_\_\_ *City/Town:* \_\_\_\_\_

*State:* \_\_\_\_\_ *Zip Code:* \_\_\_\_\_ *Telephone:* (    ) \_\_\_\_\_

*Name of Contact (if different from above):* \_\_\_\_\_ *e-mail:* \_\_\_\_\_

***Type of Business:*** *Model Trains* \_\_\_ *Railroading/Memorabilia* \_\_\_ *Dolls/Dollhouses* \_\_\_ *Other (List)* \_\_\_

***Vendors - Number of Tables @ \$30 each:*** \_\_\_\_\_ (*Space is limited and based upon first-come, first-served basis*)

***Need Electricity?*** *Yes* \_\_\_ (\$10.00 fee) *No* \_\_\_ ***Make Check payable to The Main 3 Railers***

***Exhibitors*** (*Space is free BUT limited to 1 table and subject to availability*) - ***Please Describe Exhibit:***

***Vendors & Exhibitors - Please Describe Any Special Needs:*** \_\_\_\_\_

• ***For guaranteed placement, all table reservations and payment must be received by January 31, 2025. Payments received after January 31<sup>st</sup> will be \$35.00 per table. Based on availability***

• ***All Vendors & Exhibitors are expected to remain until the CLOSE of the Show (or until excused by the Show Chairman)***

*For more information and registration, please contact:*

☒ ***Richard Ridolfo, Show Chairman, 4 Sandybrook Dr. Raymond, NH 03077 Phone:***  
☒ ***(603) 490-3832 (e-mail: rmrsrc@aol.com)***

# MAINE 3 RAILERS

## MODEL RAILROAD & DOLLHOUSE SHOW

**Saturday, February 15, 2025**

**10:00 AM - 3:00 PM**

*Doors Open at 10:00am*

**National Guard Armory**

**179 Western Avenue | Augusta, Maine**

### FEATURING

Operating Model Railroads | Dollhouses

Dealer Displays | Dollhouse Displays



**Admission \$5.00, Family\* \$10, Children under 12 are FREE**

*\*Family includes up to 2 adults + children 17 and under*

**For more information and table rentals E-mail: [RMRSR@AOL.COM](mailto:RMRSR@AOL.COM)**

## Maine 3 Railers Upcoming Schedule of Events

### Maine 3 Railers Model Train Events

- Jan 16 The Highlands Assisted Living, 30 Governors Way, Topsham, ME 04086, Run Trains Thursday 10am-3 pm, Setup 8am. (Outreach Team)
- Feb 8-9 **Wilbur's** Chocolates, 174 Lower Main Street, Freeport, ME 04032. Set up Friday, Feb. 7<sup>th</sup> from 2-5pm with trains running Saturday during store hours and Sunday until 3pm. (Outreach Team)
- Feb 15 Annual Maine 3 Railers Model Train and Dollhouse Show Train Layout, National Guard Armory, 179 Western Ave, Augusta, ME 04330. Run trains from 10am-3:30pm. Move in on Friday Feb 14. (Outreach Team)
- Feb 18-19 Patten Free Library, 33 Summer St., Bath, ME 04520. Setup Feb 18<sup>th</sup> 8-10am. Trains run 10am-5pm on Tuesday and 10am-4pm Wednesday. (Outreach Team)
- Feb 21 Topsham Public Library, 25 Foreside Rd., Topsham, ME 04086. Setup: 3:30-6pm on Thursday with trains running 10am - 2pm Friday. (Outreach Team)

### M3R General Meetings (All meetings start at 7 pm on Zoom):

- Jan 09 Monthly Club Meeting

### Roundhouse Sessions (All sessions start at 7 pm on Zoom):

- Jan 23 Roundhouse Session, Topic: What train related gifts did you receive during the holidays? Hosts: Paul Brown & Art Shean
- Jan 30 Roundhouse Session, Topic: What resolutions or goals do you have for your model train layout and/or collection this year? Hosts: Paul Brown & Art Shean

### Maine 3 Railers Group Email:

The Maine 3 Railers have a group email account in which all members are enrolled. This is the primary channel of communication for club meetings, events, and activities. This also enables members to send emails to other club members. Like club forums, this service allows members to ask questions, provide advice, help other members solve model train problems, buy, and sell items, and pass along model and prototype railroading news of interest.

This is a free service for each member. The group "owners" (Lou Bragaw, Dana Lindsey, and Art Shean) will add your name and email address when you join the club. You will then receive an email with a link to accept the invitation. Follow the link to confirm your account. You may not receive emails if this step is not completed. We restrict the use of this service to M3R members. Because the site is not moderated, Lou, Dana, or Art will review your first two posts to assure you are a member. The URL for our group is: <https://groups.io/g/M3R>.

Once subscribed you can email all other M3R members by addressing your email to [m3r@groups.io](mailto:m3r@groups.io), email individual members by using the Directory, update your personal profile, change how you receive emails, or unsubscribe. If you have any questions, contact Dana Lindsey, M3R Secretary.



# Maine 3 Railers Elected Officers and Appointed Positions


## Elected Officers and Executive Board

**President, 2025-2026**



Bernie Pender  
[president@maine3railers.org](mailto:president@maine3railers.org)

**Vice President, 2025-2026**



Dave Hodgkiss,  
[vp@maine3railers.org](mailto:vp@maine3railers.org)

**Secretary, 2025-2026**



Dana Lindsey,  
[secretary@maine3railers.org](mailto:secretary@maine3railers.org)

**Treasurer, 2025-2026**



Rick Hills,  
Maine 3 Railers  
PO Box 31  
Amherst, NH 03031  
[treasurer@maine3railers.org](mailto:treasurer@maine3railers.org)

**At Large, 2025-2026**



Jeff Jacobs,

**At Large, 2023-2024**



Ernie Vannah,

**Recent Past President: 2025-2026**



Gene Thayer,  
[pastpresident@maine3railers.org](mailto:pastpresident@maine3railers.org)

## Appointed Positions and Committees

**Club Car Committee:** Richard Ridolfo, Chair  
Members: Jerry Gotreau, & Peter Hanson

**Club Car and Merchandise Sales:**

Peter Hanson,  
21 Norway Drive, Chelsea, ME 04330  
[clubcar@maine3railers.org](mailto:clubcar@maine3railers.org)

**Event Coordinator:** Sam Carr

**M3R Activities Committee:** Bernie Pender, Chair  
Members: Mark David, Rick Hills, Dave Hodgkiss, & Jeff Jacobs

**Property Manager:** Dave Hodgkiss

**Train Show Committee:** Richard Ridolfo, Chair  
Members: Sam Carr, Vic Fuller, Bill Halley, Peter Hanson, & Gene Thayer

**Special Projects Manager:** Jeff Jacobs  
[specialprojects@maine3railers.org](mailto:specialprojects@maine3railers.org)

**Clubhouse Committee:** Dave Hodgkiss, Chair  
Members: TBD

**Event Layout Design:**

Jeff Jacobs (Trailer Events)  
Art Shean (Outreach Events)

**Media Committee:** Vacant, Chair

Members: Conrad Berthiaume, Dana Lindsey, & Douglas Pollock

**Webmaster:**

Mark David,  
[webmaster@maine3railers.org](mailto:webmaster@maine3railers.org)

**YouTube Channel Master:**

Carlton Spring,  
[youtubechannelmaster@maine3railers.org](mailto:youtubechannelmaster@maine3railers.org)

**Newsletter Editor:**

Art Shean

*The IRS recognizes the Maine 3-Railers as a 501(c)(3) charitable organization.  
1 Wren Drive, Topsham, ME 04086*