



MAINE 3 RAILERS

M3R CLUB NEWSLETTER FOR FEBRUARY 2025

OUR NEXT MEETING IS THURSDAY, February 13, 2025, at 7:00PM on Zoom. Watch for the email from Dana Lindsey with the link to join.

CLUB HEADLINE NEWS

- Annual M3R Model Train and Dollhouse Show February 15th
- Club Annual Dues to Rick Hills by March 31st
- M3R Team Visited The Highlands Assisted Living in Topsham January 16



President's Message by Bernie Pender

Greetings - As we roll into February, I hope everyone is staying warm and finding plenty of time to work on their layouts, projects, and collections. Winter provides the perfect opportunity to focus on our hobby, whether it's building new scenery, fine-tuning models, or organizing our collections. There's nothing quite like the satisfaction of watching a train glide smoothly around the track as we put the finishing touches on our work. I encourage everyone to take pride in the community we've built. The friendships, knowledge-sharing, and support we've cultivated together are the heart of what makes the Maine 3 Railers so special.

We continue preparing for our **annual model train show**, and your input will be vital in making this year's show a success. The Club depends on all the Members helping to make the Show a success. We are looking forward to another great event that will celebrate our shared love of model trains. Let's show up in full force and represent our club! ***Bring another member to the show***

As always, if you have any ideas or suggestions for upcoming meetings or activities, don't hesitate to share them. Together, we can keep our passion for model trains moving full speed ahead! See you around the bend!

UPDATES



2025 Model Train and Dollhouse Show by Richard Ridolfo

It's Show Time!

When the February Newsletter comes out, we will be days away from our 2025 show. We currently have 98 dealer tables sold, the largest number since we took over the Augusta Show. Advertising has been placed in three train magazines and a Dollhouse magazine. Show information has been sent to three television stations along with some radio stations.

The next major happening is the table set up and end of show take down. We will begin setup at 8 am on Friday the 14th. I urge all members to help. With enough hands like last year this process was completed in record time. The same will be true on Saturday, as vendors clear tables, the work crew will stack them on carts.

On Saturday there are many areas where we can always use help, while we have members lined up for Ticket Sales and the White Elephant booth, we can always use additional help to relieve them.

Dealer Un-loading and loading. The fire department will not allow cars parked in front of the Armory to load/un-load. This should be done at the back entrance. We will have space available inside the door so they can place their inventory and then move their car. This can be done quickly if we help them unload.

Aside from the work projects, the show is a great opportunity to see club members in person. With the absence of in-person meetings this affords a chance to see old friends and make new ones. Come help and enjoy friends and trains.

Heads Up: Club Cars and Clothing will be on sale in the White Elephant Table Area. Get them while they are still available!

The below matrix lists all the areas where Club members can support our effort.

2025 M3R Model Train and Dollhouse Show Crew

Please sign up to help by sending the slot number you want to secarr1@comcast.net

	Friday 8-Noon	Saturday 8-10	Saturday 10-12	Saturday 12-2:30	Sat 2:30-3:30		
Activity	Setup	Show	Show	Show	Show	Move Out	
Move Tables	1-Frank F.					7-Move Out	
to floor	2-Dana					8-Move Out	
Richard	3-Dave H.					9-Move Out	
	4-John Ash					10-Move Out	
	5-Carlton					11-Move Out	
	6-Jack Dexter					12-Move Out	
	6A Steve T.	8-10am	10am-Noon	Noon-2:30pm	2:30-3:00pm		
Tickets		13-(Filled)	17-(Filled)	21-(Filled)	25-(Filled)		
Gene/Paul B		14-(Filled)	18-(Filled)	22-(Filled)			
2 sellers		15-Doors	19-Doors	23-Doors	26-Doors		
2 on doors		16-Doors	20-Doors	24-Doors	27-Doors		
Club Layout		not open yet	43-Layout	45-Layout	47-Layout		
2 Engineers		not open yet	44-Art	46-Carlton	48-Art		
Train Sales		28-Dave H.	30-Steve T.	32-Open	34-Sales		
Doug		29-(Filled)	31-Sales	33-Sales	35-Sales		
Finance-1		36-Dana L.	37-Dana L.	38 Dana L.	39-Dana L.		
Finance 2		40-Dave H.	41-Dave H.	42-Dave H.	43-Dave H.		
Team	Tasks						
Table Crew	Setup tables from Armory Storage on Friday morning & mark them for vendors.					Move back	after 3pm
Ticket Crew	Sell tickets. 8-10 admit only table holders & members. 10-3 admit ticket holders and					members	
Layout Crew	Setup, Operate & teardown the club layout, talk trains with visitors, and offer membership applications						
Sales Crew	Receive, tag, and sell items donated or brought by members to sell at the White Elephant Table						
Finance	Help Treasurer	manage and deposit fund from Tickets and Train Sales during the day					

Schedule as of 2/1/2025



From the Treasurer by Rick Hills

2025 Club Dues are Due!

Single Membership \$20

Family \$25

Youth Member \$5

Send your check to our new Club address:

Maine 3 Railers

Post Office Box 31

Amherst, NH 03031

Note: You can also pay when attending our Annual Model Train Show on February 15th.



From the Editor by Art Shean

ENGAGED!

Engaged is an interesting term with multiple connotations. In the context of the Maine 3 Railers, engaged does not mean **betrothed**.



It could mean **meshed** as in a transmission drive gear with its follower gears.



But for my purpose here, I am talking about Club members and in particular, volunteers and working together as a team. When we come together with a common goal, we can and have done marvelous things. Our Annual Club Show, L.L. Bean Holiday Village, 21 proprietary Club Cars, and two hour model train layout setups in remote locations being examples. But it all comes down to Club members and how much each is willing to invest.

Member commitment can be observed at various levels:

Casual Members - Fill out an application form and pay annual dues. May purchase a Club car. May say hello to Club members manning a Club model train layout at a nearby train show.

Participating Members - All above and participate in many Monthly Club meetings, selectively attend Club training sessions, member open houses, Roundhouse sessions, and Outreach Team model train layouts. Volunteer to help during special events such as the Annual Club Train Show or L.L. Bean Holiday Village layout build, operation, or removal.

Engaged Members – All above and participate as committee or team member, submits articles for the monthly newsletter, helps set up and implement Club training sessions and model train displays, hosts a home model train open house, regularly attends Monthly Club meetings, member open houses, outreach model train displays, and/or training sessions.

Fully Engaged Members – All above and serve as an elected Club Officer, Director, Committee Chair, or appointed position.

What kind of member are you?




M3R Activities/Training Committee by Ex-Chairperson Bernie Pender

I want to remind everyone about the Club's upcoming Model Train & Dollhouse Show – Saturday, February 15, 2025, from 10am to 3pm with set up Friday morning, February 14, 2025. Richard Ridolfo is the Chairperson of the Show Committee - Call Richard and ask him how you can help! This is an all-hands event.

Organization Changes:

- Please note that we have changed the name of the Activity committee to the Activities/Training Committee to encompass our broader scope of involvement.
- Brain Inch has joined the Activities/Training Committee - Welcome
- Rick Hills will be taking the Chair position of our newly renamed committee. This will allow me to focus on the duties of President

Remember to check the groups.io Calander and the Club's Web site for upcoming events.



M3R YouTube Channel Update by Channel Master Carlton Spring

January was quiet for the Mobile Unit with one event on the schedule. On January 16th John Ash, Sam Carr, Doug Pollock and Art Shean visited the Highlands in Topsham. If you haven't viewed the 4 minute and 30 second video, the link is provided below:

Link to The Highlands: <https://www.youtube.com/watch?v=jQdEMgh7-L4>

Also, on January 2nd an M3R crew took down the L. L. Bean Northern Lights train layout. The direct link to that video is below:

Link to 2024 Northern Lights Train Model Train Village.


<https://www.youtube.com/watch?v=P41XvOBbSEA>

February, on the other hand, will be very busy for not only the Mobile Unit but the club as well. Please, if you can, help in any way you can. Sam Carr sent out notices with the Show schedule and has asked for members to help out if possible. With 3 events for the Mobile Unit, why don't you join the crew to either set up, chat with visitors, or help pack up. It will be great to see you. You don't have to stay the entire day, come visit and stay as long as you want.

February Schedule:

Feb 7th Set Up at Wilbur's Chocolates in Freeport from 2-5pm.
Feb 8th + 9th Run trains at Wilbur's and take down Sunday afternoon.

- Feb. 14th Set up the Annual Train and Doll House Show at the Augusta Armory. Help is still needed.
- Feb. 15th Annual Train and Dollhouse Show in Augusta. Open to the public at 10am.
- Feb. 18th+19th Mobile Unit at the Patten Free Library in Bath. This is one of the oldest stops for M3R. Set up starts a 8 a.m. and trains run until 6 o'clock on Tuesday and from 9am to 3pm with pack up on Wednesday.
- Feb.20th + 21st Mobile Unit at the Topsham Public Library. The set-up is Thursday the 20th starting at 3:30 p.m. Trains run Friday from 10am to 2pm with pack up to follow.



The Maine 3 Railers have Club Cars, Clothing, and Collectables Available for Purchase

by Jeff Jacobs

Club Cars:

Here is a summary of the cars which the Maine 3 Railers club has for sale at this time: First, is what I call the “Current” car, released in 2024, it is our latest offering. This car is part of the “seasons in Maine” series, being the summer car. The attractive light blue cylindrical hopper shows activity in Portland Harbor as well as the blue & gold BAR RR herald. The car is an MTH Railking model and is available in two road numbers.



Second, we have the 2023 offering which is an MTH Premier product. This car is a high quality flat with M3R printed on it and a Hannaford trailer riding atop it. There are 2 road numbers available. This car is a very versatile item which could also transport vehicles, bulky objects or boats (as in lobster). Perhaps even the trailer could be repainted with a theme like “Wreaths Across America” or your favorite theme.



The quality and usefulness of this club car makes it worth purchasing.

Last we come to the 2018 CIANBRO cars. These also are available in multiple road numbers and two colors. Again, they are quality Premier cars from MTH and have lots of practical alternative applications. I had one repainted in green and loaded it with Christmas packages for the 2024 LL Bean display. It brought many compliments. Further each car contains a bridge girder which is easily removed via 4 screws. You will find the metal girders to be substantial and a pair of them would make a quality bridge on your layout. On some cars the girder is labeled "Maine Central" while on the others we find "Bangor & Aroostook". Pick up a couple of matching cars and get creative with a rugged bridge and two useful gondolas which can carry any load.



SO, I encourage you to be creative and pick up some of these high quality cars with an eye toward making something unique for your collection. You will find their prices are a bargain compared to the present day prices of similar products and I am told some limited sale prices will be in effect on the day of the M3R show in Augusta.



In the Clothing Department:

Here are the current M3R clothing items for sale along with the newest pricing for them:

Polo shirts -short sleeve - \$25 to size XL, \$30 for larger (dark blue)
Denim shirts- Long Sleeve Blue- \$35 to size L, \$38 for XL, size XXL



and XXXL \$43

Hats, with or without '25 years' - \$15

As you read this, I will be traveling for the winter, but the hats and denim shirts are in the new Topsham club storage unit, and we can still get one to you.

Collectables:

We also have the wonderful Peter Hsu created sketches of the MEC 470 steam locomotive.

These are unframed and are only \$20. Each print is numbered and M3R had the exclusive sales rights to them. If you are new to M3R, you may not have one of these collectables. (see a back issue of the club newsletter for an article about this iconic locomotive)



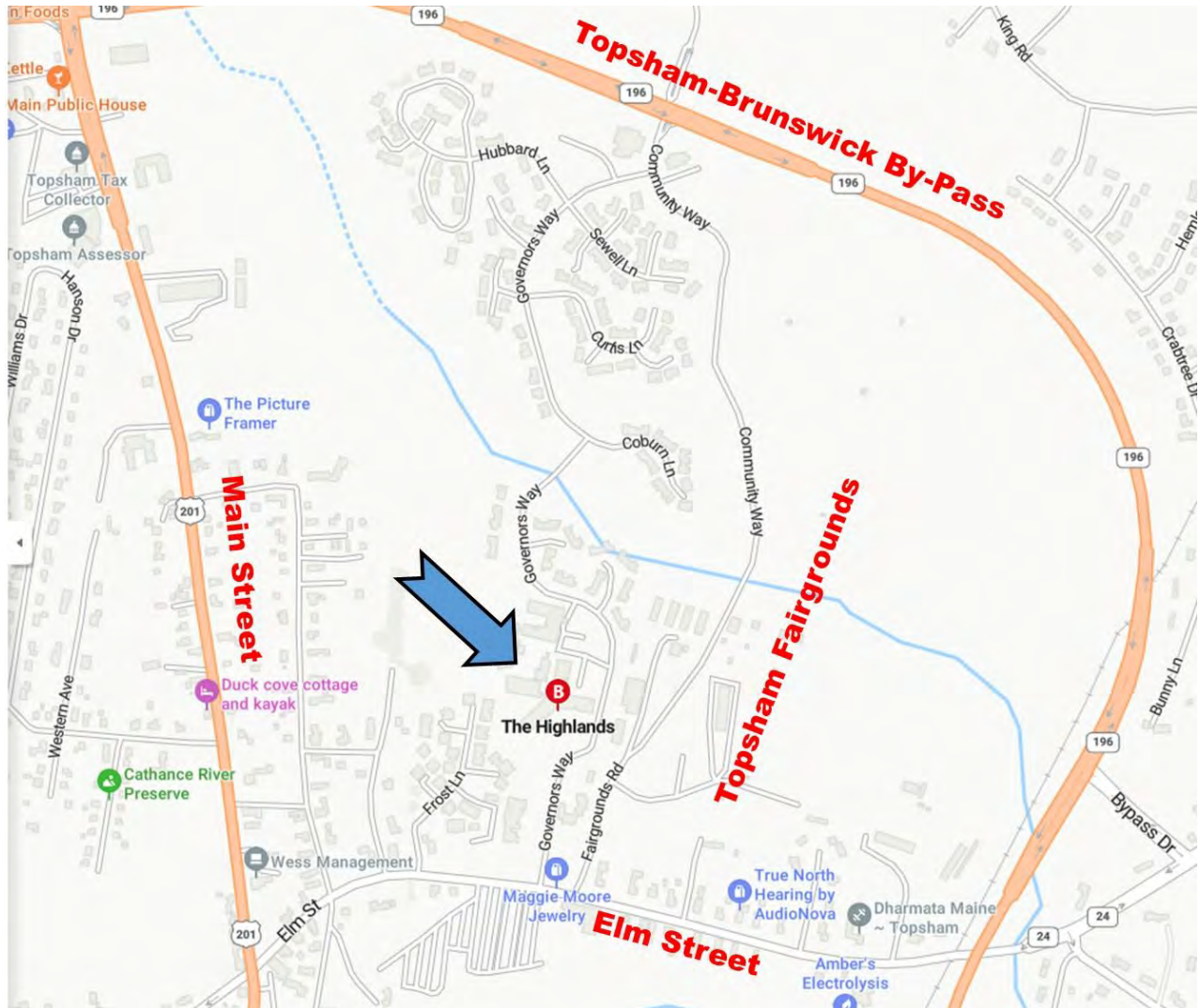
EVENT REPORT

A Gem Between Two Columns – The Highlands by Art Shean

Thursday, January 16, 2025, Topsham, ME: the Maine 3 Railers Outreach Team visited The Highlands in Topsham, ME for the third time in three years. For Topsham residents, Doug Pollock and Art Shean, this stop was a neighborhood call. Doug and Art were joined by John Ash and Sam Carr.

Normally, the most challenging aspect of presenting a model train display is setting up with only several hours from unloading to running trains. However, on this trip, finding the Georgetown Parlor in the main Highlands Building proved more challenging than expected. Half of our crew ended up in Highland Green on the opposite side of the Topsham- Brunswick Bypass or the Topsham Fairgrounds and required assistance to find our location.

The Highlands is a senior living facility located on a picturesque former estate on Governors Way between the Topsham-Brunswick Bypass (Route 196) on the north, Elm Street in the Topsham Historic District on the south, the Topsham Fair Grounds on the east, and Main Street (Route 201) on the West.



Sam and Art entered Governors Way from the Topsham Historic District on Elm Street, drove by the former mansion on the right to the top of the hill, then around the pond, and into the main building parking area.



The Highlands' Main Building

We unloaded under the balcony, through the main doors, and into the lobby. Our layout was set up in the Georgetown Parlor which is located behind the entry way fireplace.



Entrance to The Highlands' Main Building



Georgetown Parlor behind the Main Lobby Fireplace Wall

Meanwhile, John and Doug attempted to find the Highlands main building by entering Governors Way from the north by way of the Topsham-Brunswick Bypass, a much more complicated route. John turned left off the Bypass instead of right and ended up in the Highland Green. Highland Green is an upscale neighborhood which caters to the Topsham senior country club set but is not affiliated with the Highlands. Two of our members reside there. After a frustrating phone call, John was redirected across the Bypass on to Community Way with a quick turn onto Governors Way after passing the Mid Coast Medical Facility and Red Cross Offices. Considering John arose well before sunrise to catch a ferry from Chebeague Island, he was not in the best of moods when he arrived.

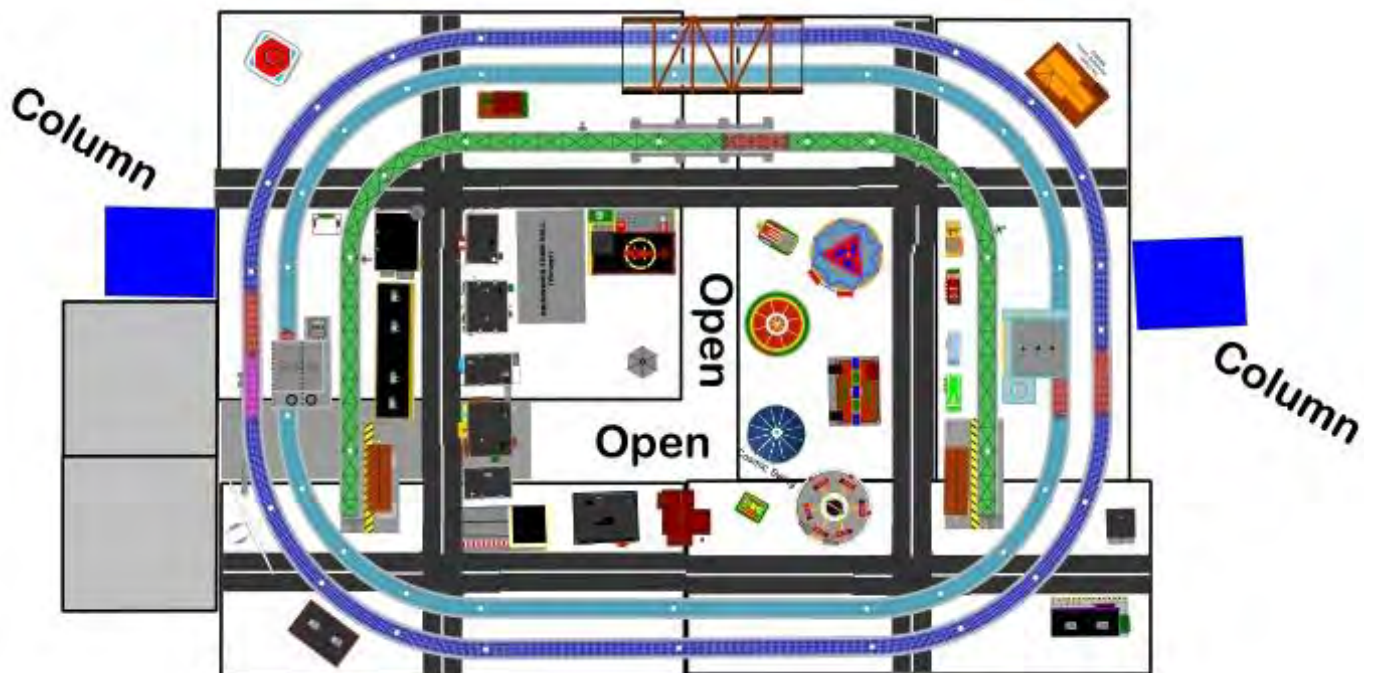
Meanwhile, Doug missed the right turn off Community Way and ended up at the Topsham Fairgrounds. Close but still a fence away from his destination. After a call home he was properly redirected and found the Georgetown Parlor.

Column Challenge



Multiple Columns in the Georgetown Parlor

A key architectural feature of the Georgetown Parlor is the numerous columns which enhance the room’s esthetic appeal but create a significant challenge for the layout design. After multiple drafts, we decided to place the layout between two columns with the control table abutting one. The final design included an outer loop, a concentric inner loop, and a “U” shaped elevated trolley line on six 2½’x6’ tables.





Despite the small crew size, assembly progressed smoothly with trains running by 10am and the last carnival ride operating by 10:15am.

CREW: John Ash, Sam Carr, Doug Pollock, and Art Shean



RESIDENTS: The Georgetown Parlor is located at the intersection of two major hallways and the main building lobby. As such, we had residents strolling by during construction which intensified

when we were fully operational. We had a small but steady audience throughout the day with many returns as well as new faces after lunch.





As in the past, the Highlands dining staff out did themselves with multiple bag lunches which contained overstuffed sandwiches, chips, fruit cups, dessert, and beverage. Not knowing our preferences, they provided a lunch of each sandwich variety for every team member present.

As with setup, move out went smoothly and we were out the door and loaded by 4pm.



Photography by Art Shean

The View from Doug's Chair by Doug Pollock

Lost in the Highlands:



Well, if U found your way to the highlands which I did after turning into the fairgrounds driveway and calling my wife to find out where I was going??? I made it!! Another M3R member trying to find it got lost in the maze of buildings but finally made it. But wasn't it fun getting there? Now that I've arrived and enter the main lodge, I'm not only an M3R O-gage Club member, but I am also an O PPO, which stands for "O scale but Personal Preferences Optional". In other words, anything U put on your layout regardless of scale is acceptable and fun.

Now back to the show. The people were amazed at the layout. They stayed and asked a lot of questions. There were a few dogs also and they all had a good time.

Art thought to bring the replica of the old Brunswick Town Hall as well as a picture of it. People really enjoyed it very much. One lady from the Philippine's was very interested in it. She even took pictures of the town hall photo.





360-degree View of the Old Brunswick Town Hall Model

Lunch came and it was good! The sandwiches were huge! Unlike other display stops, it did not slow down after lunch. We had returning guests and many new faces. The crew was a little lite but we made it work (we took turns taking naps – just kidding! But if the crew was larger, we could have.) When U see the smiles on all the older people’s faces and them talking to each other - do U remember this or that, it makes it all worthwhile and that is why we do it!

My daughter in law (right photo) is the Beautician at the Highlands and she stopped by a few times. She said the guests really enjoy our visits.

So along with the GREAT success at LL Bean this was also a success! And, as usual, a lot of fun!

Keepin’ Things Light:

A retired shoe salesman was taking a trip by train. At night he climbed into his berth and began snoring loudly. Unable to stand the noise, another passenger picked up a shoe and threw it at him. The snoring man awoke with a jolt. He picked up the shoe, looked it over carefully and said, “I am sorry, we are all out of your size”.



Until we meet again, B Safe and keep the tracks clean, Doug



On the Road with Jeff by Jeff Jacobs

Many of you know that I am not currently in Maine, so our editor asked if I could contribute something to the newsletter regarding trains from across the US.

A familiar sight during our travels is an abandoned caboose, kept from the scrappers, and prominently set up to remind passers that railroads built the nation.



I stumbled across this 1928 depot built by the Southern Pacific using Spanish Revival architecture. Today it is saved as a museum in Brownsville Texas.



Here is a familiar sight throughout the southwest – a string of UP diesels pulling a very, very long train. The tracks are flat and as straight as an arrow.



Train lengths are easily 2 miles.



In Langtry Texas, I learned about a challenge which the early Southern Pacific RR faced – crossing the Pecos River. At first this was done by descending to water level via tight curves and switchbacks. But this stretch of track was very dangerous and slow. What was needed was a very tall bridge that shot across the river at elevation. The So Pac commenced construction, and it was completed in 1892. The 321' tall 2180' bridge was hailed by many to be the 8th Wonder of the World. It was the tallest in the US.



In a terrible construction accident, 10 workers were killed or injured, and the notable Judge Roy Bean was called in to investigate. While only 7 workers had died the judge pronounced all 10 dead because he felt the remaining 3 wouldn't last long and he didn't want to ride back later to update his records!

In sunny Yuma Arizona I came across the Yuma Territory Live Steamers Club of '1 to 8 scale' RR modelers who have set up operations on 2 acres near the Yuma Prison Museum. This is the general track plan of their layout:



1/8 scale models are exactly 6 times larger than O scale and track spacing is 7 1/2”

Here's how things looked at the passenger platform when I stopped on Jan 20th. Unfortunately, they meet on alternate Sundays, and this was the wrong one.



This photo from the web shows operations on a busy day.



An excellent 2 track bridge.



And again, thanks to the web, on a day with activity -



The trackwork is extensive –



Here you see a turntable and the tracks which lead to members' trucks, for loading rolling stock onto the layout.



And here is a gantry crane for moving rail equipment (Lower Left)



The crane moves rolling stock to these locked storage containers (Upper Right)



And here is a drive-in engine house (Left)

Back to actual railroads, here are photos of the mining tracks from Castle Dome Mine, also in Arizona. These are “out of service”, I would guess!

And this little device was for spinning the ore carts 90 degrees – a turntable.



Yes, it's a big country and if you look sharp, there are a lot of railroad sights out there.

Photography by Jeff Jacobs



Calling all Artists and Model Train lovers

By Ken Thorson, train enthusiast and lover of artistic creativity

We already know you love model trains. But do you also consider yourself an artist or someone who engages in appreciation of the art of others? Then this story is for you.

A fifty-year old artist who is internationally known as JR has done a variety of works of art using many different media, but this one is novel and right up our alley. “Working” in HO gauge with seven identical lengths of track mounted directly above one another on a wall and using seven identical Piko engines augmented by seven three-passenger car consists, the artist has taken enlarged photographs of the faces of women, cut the photos into horizontal strips and then pasted the strips onto the sides of the passenger cars, top to bottom.



JR then programmed the trains to travel independently back and forth on the seven tracks at random. Periodically, the forehead, eyes, nose, mouth, and chin of the individual photographs align with their respective strips above and below and the observer sees the full faces.



As suddenly as the images appear whole, they disappear. Now that is taking hobby creativity to the extreme.

The work is titled *EYE CONTACT #71, TRAINS*, released in 2018. You can see the images and check out what this is all about by copying and pasting the following web address:

<https://www.perrotin.com/artists/Jr/123/eye-contact-71-trains/44578>

Perrotin is the name of the Gallery where it was displayed.



The Maine Central Brunswick Station by Jeff Jacobs

I was asked if I had any Maine RR history to contribute this month and so I offer this photo and newspaper article about the 1904 MEC Station in Brunswick:



You are looking at an aerial photo owned by the Pejepscot Historical Society showing Downtown Brunswick Me. Former Fire Chief Clark Labbe shared this image with my friend Bill Tucker who relayed it to me. The view is to the south and the red arrow is pointing to the old Maine Central Station. Today's Downeaster station is on the opposite side of the parking lot (which now serves the Hannaford Market). Take note of the curved street which brushed past the old depot. I believe part

of that is Middle St. today. In 1969 I rented an apartment in the big Ouelette owned building (yellow arrow) which abuts Middle St. Bill, like many, was surprised to learn that the present train station is not where the original building was. Also keep in mind that long ago, Brunswick was the headquarters and hub for the Maine Central System.

Below is an undated article (also furnished by Bill Tucker) and presumed to be from the Brunswick Times Record, discussing the end of the original station. Passenger service in Brunswick stopped in 1960 and demolition was some time thereafter.

Railroad Station Was Hub Of Brunswick's Daily Life

BRUNSWICK — The Brunswick passenger station of the Maine Central Railroad, now doomed to demolition, is a local landmark whose passing will bring a sense of nostalgia to many residents of the community which it served for nearly 60 years.

Built in 1904, it was in its day, indeed one of the most modern and handsome "depots" on the railroad's system. Today, with many of its windows broken and its appearance untidy, it gloomily awaits its demolishers.

In earlier years, when highways were dirt roads and automobiles were few in number, the Brunswick railroad station was about the only starting point for travel out of town.

At train times the platforms and waiting room of the station were busy spots indeed — filled with departing travelers and persons awaiting guests. Train times were 8 and 11 in the morning, noon, 5 in the afternoon, and 6 and 11 in the evening. An occasional traveler stepped off the second midnight Pullman which made a stop here on its way from Boston to St. John and the Maritime Provinces of Canada.

The late Harry Riley, father of Mrs. F. Burton Whitman, Jr. of Brunswick, was for several years a correspondent

for The Brunswick Record and The Associated Press. He often made the Brunswick railroad station part of his beat, recording the names of departing passengers and their destinations.

Later, John T. Gould, now publisher of The Lisbon Enterprise, was a full-time reporter on the staff of The Brunswick Record. One day he boarded a Boston-bound train at the Brunswick depot and, in the course of his trip to Boston, interviewed every occupant of one car of the train. His story in the Record was a masterpiece. It reported human interest chats with various types of travelers: newlyweds on their honeymoons, solemn-faced members of families en route to funerals of relatives, business men with different destinations, students homeward or college bound, shoppers heading for Portland stores, and persons of all ages starting their vacations.

The eerie whistles and bells of steam locomotives grinding to stops at Brunswick at night and pulling long trains of Pullman sleepers and coaches are now stilled, but the memories of the place where those trains paused here lingers in the memories of many residents of this community to whom travel by train was a familiar and enjoyable way of life.

Photography by Jeff Jacobs

The Great Freight Paint Schemes: Classy Hues from the 1940s to the 1980s

Story by David Lustig

From: Trains.com

Freight Paint Schemes

When public image was a big deal for railroads, many of them went out of their way to put together great looking freight locomotive paint schemes. Passenger locomotives were an obvious choice, but for many, just as much care went into a suitable freight scheme. After all, a train stopping traffic at a grade crossing was a natural rolling billboard. Let's look at a few.

The Soo Line Railroad



The ultimate consolidation of several railroad companies under the Canadian Pacific umbrella - operating primarily in Illinois, Wisconsin, Minnesota, as well as North and South Dakota - had for years a subtle maroon paint scheme for its locomotives. Their final paint scheme was Candy Apple Red and white with bold letters on the units' flanks. Nobody could miss a Soo Line locomotive. Starting about 20 years ago, Soo began disappearing and its flashy paint scheme began disappearing into the mother company.

Great Northern Railway



You would be hard pressed to find more traditional railroading locomotive colors than the green and orange of Great Northern. From the original, more complicated design to the simplified version, the design was distinctive, colorful, and instantly recognized by employees and civilians alike. Bringing the design to a crescendo was GN's image of Rocky the Goat standing on a mountain peak. With much of the railroad's main line traversing the many mountain ranges of the Pacific Northwest, it was very appropriate. It even looked good on the flatter eastern end of the system.

Northern Pacific Railway



One of Great Northern's archrivals was Northern Pacific, its main line roughly paralleling GN between Chicago and the west coast ports of Seattle and Portland. Like Great Northern, visions of NP almost always are trains traversing vast areas of forests populated by an endless sea of pine trees. So, when designers needed to come up with a subtle but yet appropriate paint scheme, they came up with the "Pine Tree" paint scheme. Look carefully at the nose of that Northern Pacific F-unit. That's a stylized pine tree guiding the crew on their route.

Chicago, Burlington & Quincy Railroad



You want something as eye catching as Soo Line's Candy Apple red and white? How about CB&Q's Chinese Red? Units began coming out of the paint booth in red instead of the more traditional black the railroad applied to its road-switchers in the late 1950s and was applied to new locomotive orders as they came from the builders. A great billboard for the railroad.

Chicago, Rock Island & Pacific Railroad



The Rock Island had a traditional but somewhat flashy black and red paint scheme on both its cab and road-switcher units for years. But while mired in bankruptcy in the 1970s, management had the idea that updating the locomotive paint scheme might help revitalize the company. This, Rock Island blue was born.

The flashy paint scheme, definitely not traditional railroad colors by any means, was meant to show the Rock was alive and well. While improvements were certainly made systemwide, it was generally considered too little, too late. By the time the Rock was divided up among other railroads, the blue and white scheme had been applied to a variety of EMD and GE road switchers and many of its switchers. Fans loved it or hated it, but nobody could ignore it.

Photos Provided by Trains.com

-THE END-

MAINE 3 RAILERS

MODEL RAILROAD & DOLLHOUSE SHOW

Saturday, February 15, 2025

10:00 AM - 3:00 PM

Doors Open at 10:00am

National Guard Armory

179 Western Avenue | Augusta, Maine

FEATURING

Operating Model Railroads | Dollhouses
Dealer Displays | Dollhouse Displays



Admission \$5.00, Family* \$10, Children under 12 are FREE

**Family includes up to 2 adults + children 17 and under*

For more information and table rentals E-mail: RMRSR@AOL.COM



Great Northern New England Chapter (NoNEC) Train Show

WHAT: Train Show, **with all scales**, Exhibitor tables, Operating Layout, Test Tracks, Railroadiana items. Food on premises. Meet some folks, discuss trains, etc. Enjoy yourself and **HAVE FUN!** And—No Sales Tax on Purchases!!

WHEN: Saturday, April 5, 2025

TIME: 10:00 AM to 3:00 PM

WHERE: Dover Lodge of Elks #184, 282 Durham Road,
Dover, NH 03820

DIRECTIONS: DIRECTIONS FROM BOSTON, MA: I-95 North to New Hampshire Exit 4 (RT - 16 N Spaulding Turnpike - White Mtns). Proceed on RT - 16 N Spaulding Turnpike, take Exit 7 (Left onto RT - 108, toward Durham). 1.8 miles and Hall is on left.

COST: \$5.00 per person, children under 12 free.

ADDITIONAL INFO: Tables \$30.00, after Feb 1, \$35.00.
Contact Ed Martin, Show Manager, at efmenter@aol.com
or by telephone at 603-362-4300.

NoNEC

**FUTURE
SHOWS**

**October 25, 2025
April 11, 2026**



TRAIN SHOW

Saturday, April 12th, 2025

Maine's Premier Train Show

Join us for a day of TRAINS!



This show will feature operational layouts, dealers, inventory for sale, train displays and much more!

Time: Open from 9am to 2pm! Adults \$5, Children 12 and under are FREE

Address: Westbrook Community Center Cost: 426 Bridge Street, Westbrook, ME 04092

DEALERS Please email southernmainemrc@gmail.com or visit our website



SOUTHERNMAINEMRC@GMAIL.COM
SOUTHERNMAINEMRC.WORDPRESS.COM
FACEBOOK.COM/SOUTHERNMRC



GFMRRRC 2025 MODEL TRAIN SHOW



SATURDAY
APRIL 26TH

at Mt. Ararat High School
68 Eagles Way, Topsham, ME
10:00am - 3:00pm

SCAN ME

Admission:
\$5/person
children under 12 free with adult



- ✓ Dozens of tables
- ✓ Dealers selling model r.r. supplies
- ✓ Model Displays
- ✓ Operating layouts
- ✓ Large variety of railroad books
- ✓ Equipment in N, HO, S, O & G scales
- ✓ Scenery supplies
- ✓ Refreshments

Learn more at GreatFallsModelRRClub.org

Maine 3 Railers Upcoming Schedule of Events

Maine 3 Railers Model Train Events

- Feb 8-9 **Wilbur's** Chocolates, 174 Lower Main Street, Freeport, ME 04032. Set up Friday, Feb. 7th from 2-5pm with trains running Saturday during store hours and Sunday until 3pm. (Outreach Team)
- Feb 15 Annual Maine 3 Railers Model Train and Dollhouse Show Train Layout, National Guard Armory, 179 Western Ave, Augusta, ME 04330. Run trains from 10am-3pm. Move in on Friday Feb 14. (Outreach Team)
- Feb 18-19 Patten Free Library, 33 Summer St., Bath, ME 04520. Setup Feb 18th 8-10am. Trains run 10am-5pm on Tuesday and 10am-4pm Wednesday. (Outreach Team)
- Feb 21 Topsham Public Library, 25 Foreside Rd., Topsham, ME 04086. Setup: 3:30-6pm on Thursday with trains running 10am - 2pm Friday. (Outreach Team)

M3R General Meetings (All meetings start at 7 pm on Zoom):

- Feb 13 Monthly Club Meeting

Roundhouse Sessions (All sessions start at 7 pm on Zoom):

- Feb 27 Roundhouse Session, Topic: TBA, Hosts: Paul Brown & Art Shean

Maine 3 Railers Group Email:

The Maine 3 Railers have a group email account in which all members are enrolled. This is the primary channel of communication for club meetings, events, and activities. This also enables members to send emails to other club members. Like club forums, this service allows members to ask questions, provide advice, help other members solve model train problems, buy, and sell items, and pass along model and prototype railroading news of interest.

This is a free service for each member. The group "owners" (Lou Bragaw, Dana Lindsey, and Art Shean) will add your name and email address when you join the club. You will then receive an email with a link to accept the invitation. Follow the link to confirm your account. You may not receive emails if this step is not completed. We restrict the use of this service to M3R members. Because the site is not moderated, Lou, Dana, or Art will review your first two posts to assure you are a member. The URL for our group is: <https://groups.io/g/M3R>.

Once subscribed you can email all other M3R members by addressing your email to m3r@groups.io, email individual members by using the Directory, update your personal profile, change how you receive emails, or unsubscribe. If you have any questions, contact Dana Lindsey, M3R Secretary.

Maine 3 Railers Elected Officers and Appointed Positions


Elected Officers and Executive Board

President, 2025-2026



Bernie Pender
president@maine3railers.org

Vice President, 2025-2026



Dave Hodgkiss,
vp@maine3railers.org

Secretary, 2025-2026



Dana Lindsey,
secretary@maine3railers.org

Treasurer, 2025-2026



Rick Hills,
Maine 3 Railers
PO Box 31
Amherst, NH 03031
treasurer@maine3railers.org

At Large: 2025-2026



Jeff Jacobs,
specialprojects@maine3railers.org

At Large, 2023-2024



Ernie Vannah,

Recent Past President: 2025-2026



Gene Thayer,
pastpresident@maine3railers.org

Appointed Positions and Committees

Club Car Committee: Richard Ridolfo, Chair
Members: Jerry Gotreau, & Peter Hanson

Club Car and Merchandise Sales:

Peter Hanson,
21 Norway Drive, Chelsea, ME 04330
clubcar@maine3railers.org

Event Coordinator: Sam Carr

M3R Activities/Training Committee: Rick Hills,
Chair

Members: Mark David, Dave Hodgkiss, Brian Inch,
& Jeff Jacobs

Property Manager: Dave Hodgkiss

Train Show Committee: Richard Ridolfo, Chair
Members: Sam Carr, Vic Fuller, Bill Halley, Peter
Hanson, & Gene Thayer

Special Projects Manager: Jeff Jacobs
specialprojects@maine3railers.org

Clubhouse Committee: Dave Hodgkiss, Chair
Members: TBD

Event Layout Design:

Jeff Jacobs (Trailer & Special Events)
Art Shean (Outreach Events)

Media Committee: Vacant, Chair

Members: Conrad Berthiaume, Dana Lindsey, &
Douglas Pollock

Webmaster:

Mark David,
webmaster@maine3railers.org

YouTube Channel Master:

Carlton Spring,
youtubechannelmaster@maine3railers.org

Newsletter Editor:

Art Shean

The IRS recognizes the Maine 3-Railers as a 501(c)(3) charitable organization.

Maine 3 Railers
Post Office Box 31
Amherst, NH 03031