



MAINE 3 RAILERS

M3R CLUB NEWSLETTER FOR AUGUST 2025

Our Next Meeting is Thursday Evening, September 11, 2025, at 7:00PM on Zoom. Watch for an invitation and link to join from our Club Secretary, Dana Lindsey.

CLUB HEADLINE NEWS

- In Person Club Meeting/Outing at Bradbury Mountain State Park
- Longtime Past Member Passed Away
- Maine 3 Railers Provided **15'x25' Model Train Display** at Moxie Festival



President's Message by Bernie Pender

As August arrives, the relaxed pace of summer is in full swing, but our club is still full steam ahead! I hope you've all been enjoying some well-deserved downtime, perhaps even getting in some collecting or making layout improvements.

July was a fantastic month for us, highlighted by the 1st Annual Summer Event. It was a great success, and the M3R key fobs commemorating the event are sure to become coveted collector's items! A huge thank you to all the members who made this event possible. I'm already looking forward to what Rick has planned for next year's Annual Summer Event!

Volunteers Needed for the Cumberland Fair!

Looking ahead to September, I strongly encourage everyone to get involved with our club event at the Cumberland Fair. This is a major, legacy event for us and requires a tremendous effort to make it a success. The Fair is a fantastic opportunity to connect with fellow members and showcase our hobby to the public.

Your input and help are invaluable! We need volunteers to make this event happen. The more hands we have, the more successful we'll be. Please don't hesitate to reach out to Sam Carr, our Event Chairperson, and let him know you want to help!

A Welcoming Club for All

For those who are new to the hobby or our club, please remember that our doors are always open. Don't be shy about asking questions, sharing your progress, or seeking advice. The collective knowledge within our club is immense, and we all benefit from sharing our experiences.

Finally, let's continue to foster the camaraderie that makes our club so special. Whether you're into intricate detailing, historical modeling, or simply running trains, there's a place for everyone here. Enjoy the rest of your summer, and I look forward to seeing you at the Cumberland Fair!

All aboard for more great times ahead! **Bernie**



From the Editor **by Art Shean**

More bad news! Maurice "Moe" Guevin passed away in July. Moe was a former longtime member of our Club who became synonymous with our traveling model train displays. Jeff Jacobs was kind enough to provide the following remembrance of Moe:

Maurice "Moe" Guevin, 1946-2025




Many years ago, Moe first appeared at the layout of Dana Sullivan in Richmond with Ken Rich and Gerry Boulanger for the monthly M3R meeting. They were curious about Lionel trains and the club that supported them. Moe's first question was how he might make a model of the Westbrook (now SAPPI) papermill where he had worked for many years. We had to explain that even at 1 to 48 scale, such a model would be gigantic. Moe scaled down his plans a bit and found a larger space but eventually created an enjoyable model, where he spent many hours. Rick Hills, Tom Hartwell, Fred Guth & others helped Moe with his project.

Moe dove into M3R activities hauling and storing the club trailer, setting up for public model RR displays, and offering his huge workshop for training and inventorying sessions. Other accomplishments were many years spent on the club Executive Board, creating paper "engineer's" hats for kids, performing conductor duties on the Candy Cane Train out of Bath, and operating the giant Christmas display at the Maine State Museum. Doug Pollock recalls many "close scrapes" with that trailer and unloading its contents. Moe would get warm with the physical efforts and take off his jacket, relying on Doug to retrieve it for him.



Moe was often seen with Ken Rich (*Left*) and Gerry Boulanger (*Right*) (the 3 Musketeers) traveling to model train events. He also was present on many trips to hobby shops and the "Big E" train show in Springfield, MA.

Part of Moe's signature appearance was his Maine 3 Railers hat which he wore with pride (and way beyond its original 'fresh' appearance). We joked about that and found Moe to be capable of humorously sparring



in words with his M3R friends.

Moe had many skills and created several items for the club in his well-equipped shop - including a metal cart to store the club owned folding tables. He also served as the first Property Manager for the club and established an inventory of the growing list of M3R items.

It goes without saying that Moe was a fixture at all club activities until later years when back and other medical issues kept him home.



Tom, Gerry, Moe, & Jeff at Brunswick



Art, Jeff, Moe, & Doug at Westbrook

The Maine 3 Railers will miss Moe, his ingenuity, and his enthusiasm to contribute to club activities.
Jeff Jacobs

On a happier note:

Lloyd Neil emailed me after reading about the Scouts of America Model Railroading Badge in last month's newsletter regarding his scouting experience. He agreed to share his thoughts below:

Lloyd Neal's Boy Scout Experience

I was very interested in your writeup concerning the Boy Scouts Railroading merit badge. At 10yrs old(1953) I was a member of the Somerville, Massachusetts boy scout troop based out of the Winter Hill Congregation church. I still have my hat! The only merit badge that I was interested in and earned was the Railroading one. The scout booklet to earn the badge was around 20 pages with a test at the end. The Neal family, my uncles and father, worked for the Boston & Maine RR. My first train ride was on June 14,1952 with my father and uncle on a BMRR excursion train from Boston to White River Junction, VT and return. It was Sunday and my father insisted that we should always dress up!! That trip made me a lifelong rail fan and modeler. The train was sponsored by the railroad and the New England Railroad Enthusiasts Club (now the Mass Bay RRE). The train had 10 coaches w/diner and two BMRR diesel locomotives 3807 & 3818. Ticket cost was \$4.75 with 558 passengers.



UPCOMING EVENT PREPARATION:

Running Trains at the 2025 Cumberland County Fair

The Maine 3 Railers have been invited each year to run model trains at the annual Cumberland County Fair since 2012. The Fair is located at 197 Blanchard Road, Cumberland, ME 04021. A flyer for the 2025 Fair is attached within this newsletter on page 30.

History

The first layout was under the **racetrack grandstand**. Our next stop was in the **Agricultural Building**, and we now set up in the **Entertainment Building**. The Fair has grown over the years and currently attracts over 70,000 visitors. Monday is Maine Agriculture Day, which brings hundreds of school children to visit the Fair.

Operating Schedule

This is our Club's longest lasting staffed model train event of the year. The schedule is:

- Layout setup at 8am on Saturday 9/20. This is a good time to learn about the layout.
- The layout runs from 9am to 9pm from Sunday, September 21 thru Saturday, September 27.
- Layout teardown at 8am on Sunday, September 28

Members are the Layout Engineers

- Two club members staff the layout in four-hour shifts. They are 9am-1pm, 1pm to 4pm, and 4pm to 9pm.
- They operate the trains, let visitors try the remote controls for the engines, and show them how to operate accessories like the barrel loader and gas station. And there is an information table with copies of future train show flyers and information.

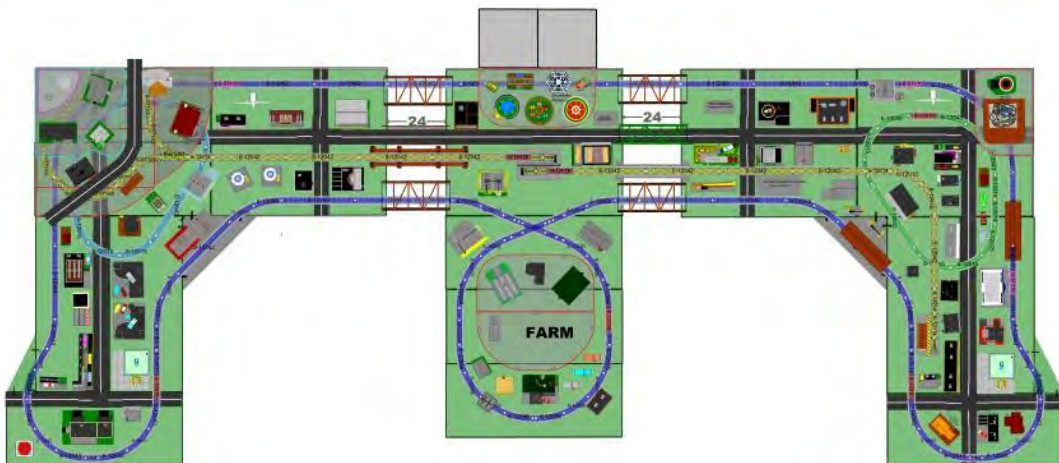
Volunteering to Run the Layout

- Members should sign up for shifts that you want to work at the Fair via email to Sam Carr (secarr1@comcast.net) with the shift numbers from the below work schedule.
- In return you will receive Cumberland Fair passes by U.S. Mail for free admission to the Fair on the days you are helping run the layout. Please wear your M3R badge when you come to the Fair.

Layout Startup, Operation, and Shutdown

There will be a blue Cumberland Fair notebook near the transformers that explains how to start up, operate, and shut down the layout. It will include a service log for recording problems and a member list so you can contact folks to get help with a problem. Alan Small is the building manager. He will open and close the building each day.


Planned Layout



Cumberland County Fair Layout Work Schedule

As of 08/09/2025

Setup 9/20 Shift Zero - needs 8 members	Shift Hours	Sun 9/21	Mon 9/22	Tue 9/23	Wed 9/24	Thu 9/25	Fri 9/26	Sat 9/27	Take Down 9/28 Shift 99 - needs 8 members
8am Start	9AM- 1PM	1-Sam, 2-Open	7-Richard, 8-Bernie	13-Jan W 14-Open	19-Bernie 20-Jan W	25-Jack D. 26-Open	30-Open 31-Open	36-Open 37-Open	8am Start
Sam, Art Bernie	1PM- 5PM	3-Open 4-Open	9-Art 10-Frank F	15-Ken 16-Doug	21-Open 22-Open	26-Ken 27-Doug	32-Open 33-Open	38-Frank F 39-Art	Sam, Art
	5PM- 9PM	5-Open 6-Open	11-Open 12-Open	17-Open 18-Open	23-Open 24-Open	28-Open 29-Open	34-Open 35-Open	40-Sam, 41-Art	



M3R YouTube Channel Update by Channel Master Carlton Spring

July featured just one event for the Mobile Outreach Team, and that event was the **2025 Moxie Festival** in Lisbon on Saturday, July 12th. The crew of Sam Carr, Jeff Jacobs, Griffin Merrill (Art's grandson), Doug Pollock, Art Shean, Carlton Spring, and Ken Thorson set up the 265 square foot layout in the Lisbon High School Cafeteria on Friday late afternoon/evening. Saturday Mother Nature deduced to rain on the parade, and Rain it did. Many thanks to Art for braving the weather with his umbrella and camera and capturing the highlights of the parade. After the parade, the weather started clearing and over 600 quests visited our layout. If you haven't seen the video, please take the time to watch the 13+ minute show. The direct link is below for your convenience. Thanks.

Link to **2025 Moxie Festival** : <https://www.youtube.com/watch?v=GZ1oj9mWxaE>

Club Car News

At the July Monthly Meeting, Jeff Jacobs reported that 105 of the second Moxie box car have been sold. He noted that there are currently only seven cars in the order not already claimed. If you want this car, you had better act now. We expect delivery of the new Moxie car by December.

He further reported that the 2026 Poland Spring Club Car is being developed. Bernie noted that the licensing agreement with the parent company for permission to use the Poland Spring name and graphic artwork used in advertising on the tank car has been returned to the parent. Responding to some issues raised by members concerning selection of the manufacturer, there will be a Request for Proposals sent to all manufacturers and the best deal all around will be chosen.



EVENT REPORTS:



M3R SHINES IN NEW VENUE DESPITE HEAVY RAIN

2025 Moxie Festival

Location: Lisbon High School Cafeteria, 2 Sugg Drive, Lisbon, ME 04252

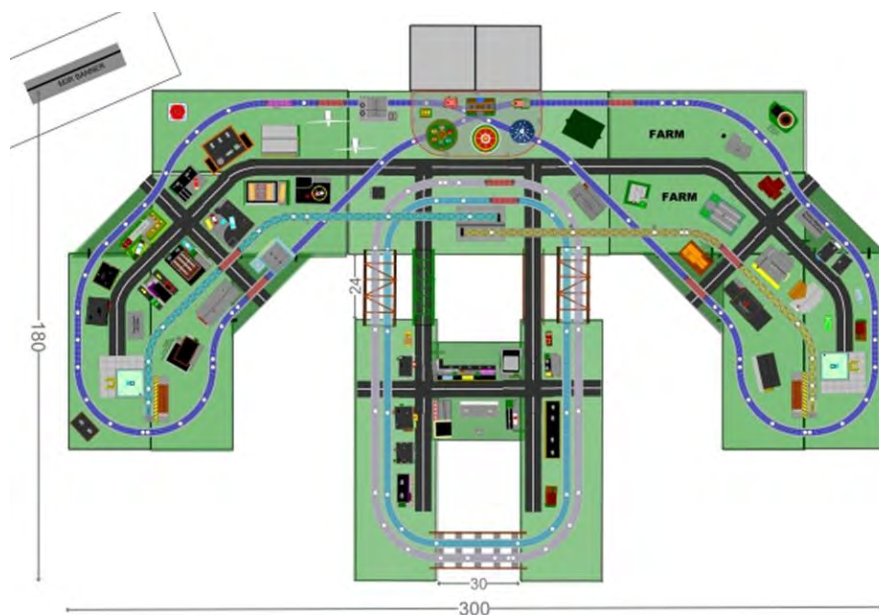
Setup: Friday, July 11, 2025, 4-8:30 pm

Run Trains: **Saturday, July 12, 2025, 8am-4pm**

Crew: Sam Carr, Jeff Jacobs, Griffin Merrill (Art's Grandson), Doug Pollock, Art Shean, Carlton Spring, and Ken Thorson

Layout:

- Dimensions: 15' x 25', 265 square feet
- Tables: 4- 2.5'x8' Tables, 8-2.5'x6' Tables, 1- 30"x36" Gap Fill, 4- 30"x30" ICF, & 1 - 2' x 4' Control Table
- Track: 3 Independent Loops and 2 Elevated Trolley Lines on 160+ feet of Lionel FasTrack
- Bridges: 1-28" Street Girder Bridge, 1-28" Carlton's Green Metal Truss Bridge, 2- Single Track Elevated Trolley Platforms, 2-28" Double Track Wood Truss Bridges, 1- 36" Double Track Girder Bridge, 1- Double Track Elevated Trolley Platform, 4- Lionel 6-12038 Elevated Trestle Sets, & 1-24"x48" Raised Platform
- Roads: 69.5 feet of 6" Wide Asphalt
- Buildings: Atlas -2, Carole Towne -1, Custom -2, Korber Models -1, Lemax -11, Lionel -3, MTH -5, Menards -26, Model Power -1, & Woodland Scenics -13






M3R Layout Detail Photos (Counterclockwise from Right Front):

Like the coast of Maine, our tri-fork layout offered extensive shoreline for viewing and required numerous photo shots to capture all the action. Below starting at the right front and moving counterclockwise are photos detailing the layout:









Key Features:

With more table space than normal, we had the opportunity to feature numerous buildings and accessories not normally used. Like Cumberland Fair, Carlton Spring brought his multiply farm buildings to create several dairy farms:



We routinely include an animated MTH Fire station but on this layout we included two. One on each end of the outer forks:



In the back middle on a raised platform we displayed a limited size operating carnival:



And on the left side fork we included an automobile dealership, bowling alley, Schneider freight warehouse, steaming rocket diner, and look-alike custom Lisbon Falls train station:






Right: Connecting the middle fork island with the mainland we used four bridges to carry four rail lines and two highways:

Below: Catching the spirit of the Moxie Festival we displayed an oversized Moxie beverage truck delivering a full load of Moxie and a food court made up of multiple foodie trucks:.



To all this we added a fan favorite scavenger hunt. But we switched from Disney characters to Sesame Street figures: Can you name each one?




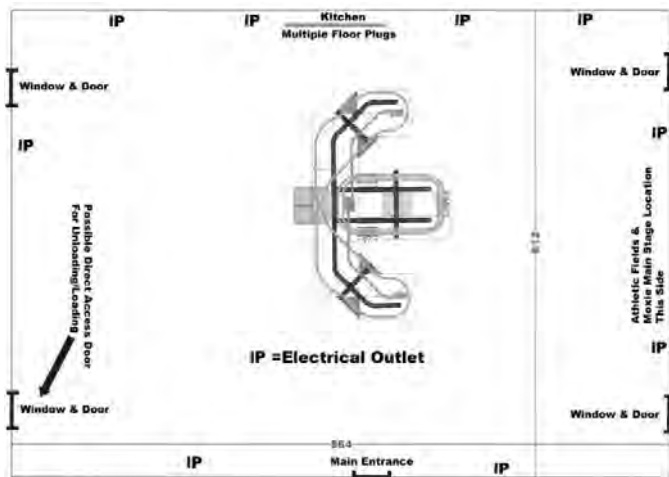


Venue: In the past, we set up in the MTM Center just off the main street in Lisbon Falls. This was a great location because visitors had to pass by our location to use the indoor bathrooms. However, this location created a logistics headache for the festival with activities offered both in, around, and behind the MTM center as well as at the high school up the road on route 196. So, this year the organizers decided to consolidate all festival activities on to the Lisbon High School grounds. With local parking, this reduced transportation concerns, reduced confusion as to where activities were to be held, and allowed vendors to stay in one location throughout the festival.



For us, this change meant relocating from our prime site inside the MTM Center to a new location in the Lisbon High School cafeteria. This new site offered great space, but we were the only activity to be located inside the high school. Although the cafeteria opened to the fields, visitors had to seek us out. There were no bathrooms or other reason to pass by our layout.

Did I mention that the cafeteria was spacious? At fifty one feet by seventy two feet and being the only activity, our twelve table 15'x25' layout looked small. But we had plenty of room for guests and it was dry inside when the rains came.




Anticipating the potential that we might be isolated from the crowd, Sam Carr made several posters to let visitors know where we were located. He knew we have had loyal followers from past years but they had to know where to find us. Thanks to Sam's foresight and some innovation by Carlton Spring people found us.





Moxie Festival:

- Parade: Touted as the longest parade in Maine, the 2025 Moxie Festival Parade kicked off at 10am Saturday morning to a summer downpour. The timing of the rainstorm could not have been worse, and it rained during the entire parade. Both the participants and the hardy observers ended up soaked. The participants put on quite a show despite the rain with many floats, the Lisbon High School Band, numerous Shriners motorized vehicle squads, and the local fire department.







- Food & Activities:

The festival activities and vendors unfolded outside our cafeteria doors on the road and up a small hill on the high school athletic fields. Fortunately, the rain stopped almost if scheduled when the parade ended near 11 am and everything “Moxie” came to life.






Up the hill the Festival Team located their stage and covered activity tents with entertainment scheduled throughout the day and evenings Friday, Saturday, and Sunday.



Despite the earlier rain, the crowd turned out with old and young fully into the spirit of the festival and the food.



Did someone say food?




Beside food, other displays honored veterans, advertised products, and displayed artistic prowess:



L. 2024 Moxie Street Art and R. 2025 Version in Progress

Participating M3R Members:



*Top L to R - Sam Carr, Jeff Jacobs, Griffin Merrill, and Doug Pollock
Bottom L to R - Art Shean, Carlton Spring, and Ken Thorson*

Public:

Although we were alone inside the high school, the crowd found us. First because we were the only dry spot on the site, then because they came to see the trains. It seemed that they came in bunches as if they were on a tour. One family seemed to lead other families through our doors. According to Doug Pollocks counter, we had over 600 visitors. Not near our previous year's records but quite respectable.



Judging by the crowd below, many found all the characters on the table to win a tootsie pop.



Some of our guests also added to the festivities with their outward display of “Moxie Spirit” when they visited our layout.





Notes of Interest:

- With the consolidation of Festival activities to the high school grounds, the organizers allowed vendors to set up as early as 2pm Friday afternoon. We should investigate starting our set up next year at the same time as other vendors.
- Saturday morning several crew members arrived before 8am to assure the layout was ready to roll at 8am. To their chagrin they found every door to the high school locked. Contact with event organizers and local police revealed that only three keys are available, and the owners were being contacted. While a crew member waited by the main entrance, the door magically opened at 8am. Next year we should arrange to have a door open prior to 8am or adjust our agreed upon start time.
- Warning: My wife tried to purchase a six pack of Moxie at several grocery stores in the Topsham/Brunswick area several days before the festival began. She was unable to find any. Apparently, vendors had purchased every available can in preparation for sales at the festival. Recommend buying early if you want Moxie around mid-July near Lisbon, Maine.

Disassembly, Pack up, and Loading:

At four pm our crew turned off the power and disassembly commenced. By 5:27 everything was packed, loaded, and we were out the door ready for our next stop at the Cumberland County Fair in September.



Photography by Art Shean & Carlton Spring

Editor's Note: The M3R Activities/Training Committee sponsored a Club Outing July 16, 2025, at the Bradbury Mountain State Park. The event included the July Monthly Meeting, tribute to recently deceased members, a potluck lunch, entertainment, and much in-person member interaction. Ken Thorson acted as the Club Secretary Ad Hoc for the meeting and Carlton Spring took it upon himself to capture photos during the event. The following event report is a result of mingling Ken's notes with Carlton's photos.



Summer Cookout Meeting by Carlton Spring & Ken Thorson

On Wednesday, July 16, 2025, the Maine 3 Railers Model Railroad Club held a summer picnic meeting at Bradbury Mountain State Park from 10 am to 2 pm. Mother Nature provided a warm and sunny day to enjoy the cookout of hamburgers, hotdogs, and goodies brought by members. After lunch, participants enjoyed a trivia game with prizes and each other's company.

Business Meeting



Bernie Pender called the meeting to order at 11:05am in the picnic shelter. A quorum was present including Bernie Pender, Dave and Faith Hodgkiss, Rick Hills, Jeff Jacobs, Lou Bragaw, Paul Brown, Sam Carr, Vic Fuller, Richard Hamlin, Brian Inch, Dana Jipson, Joe and Irene Landry, Mark Lasher, Doug Pollock, and Ken Thorson.

Bernie welcomed everyone and laid out the plans for the remainder of the day including entertaining quizzes with prizes.

Treasurer's Report

Rick Hills reported on our Club bank balance. Rick said he was looking for an attractive CD return and would purchase a CD in September. It was moved, seconded, and agreed to accept the Treasurer's report.

Activities Coordinator's Report

Rick Hills thanked all those who put today's event together and for all those who came. He noted three recent successful events: (1) A visit to Mark David's layout where Jeff and Rick gave seminars; (2) a morning and afternoon three-part training seminar at the Brunswick Curtis Memorial Public Library consisting of Gene Thayer's history of BUDD cars, Jan Williams review of painting techniques and workshop for people figures, and Mark Lasher's presentation of 3-D printers and how to use them with examples. Rick applauded Mark Lasher for welcoming Club Secretary Dana Lindsey to personal training on Dana's new 3-D printer. (3) The July Club Outing.

Rick also announced that there will be a layout tour in September of Mark Lasher's layout, 3-D products he created, and a look at Mark's neat train station and subway.



Miscellaneous Reports

Sam Carr reminded everyone that the Cumberland Fair is approaching fast. The set-up will be on Saturday, September 20, we will run three shifts a day from Sunday, September 21 through Saturday, September 27, and take-down Sunday, September 28. Sign-up sheets for the shifts will be forthcoming.

Jeff Jacobs, Chair of the committee to establish a mentoring program for new members, noted that the plan includes member volunteers partnering with new members to get them on board faster, and to prevent them from feeling lost, ignored, and left to their own devices to find their way into full participation in membership activities.

Jeff Jacobs gave a report on the 2025 Club Car, the second Moxie boxcar, 105 cars have been sold. He noted that there are currently only seven cars in the order not already claimed. If you want this car, you had better act now. We expect delivery of the new Moxie car by December. The 2026 Poland Spring Club Car is in the process of development. Bernie noted that the licensing agreement with the parent company for permission to use the Poland Spring name and graphic artwork used in advertising on the tank car has been returned to the parent. Responding to some issues raised by members concerning selection of the manufacturer, there will be a Request for Proposals sent to all manufacturers and the best deal all around will be chosen.

Dave Hodgkiss, the M3R property manager and keeper of the storage unit, welcomed additional items for storage and noted that selling the trailer could complicate our storage capacity.

Bernie handed out unique M3R key fobs memorializing the 2025 M3R picnic. The fobs were crafted by Mark Lasher on his 3-D printer.

Bernie reminded everyone that, after lunch, we would do the trivia contest with prizes.

Memorial Tributes

He also called attention to the expansive table display of Dave Kenyon's engines, passenger cars, freight cars, engineering cars, and caboose to appreciate Dave's excellent contributions to our hobby in general and our personal collections.

Lastly, Bernie called to mind the loss of a former long-time club member, Moe Guevin. Bernie asked for a moment of silence in memory of all the great things about Moe and his contributions to the club.




Adjournment

There being no further business before the club members assembled, it was moved, seconded, and agreed that the meeting would end at 11:35am. Doug dismissed the members with his usual cautions, and everyone broke up for lunch.

Lunch

Chef Dave Hodgkiss grilled up some tasty burgers and dogs. In addition, everyone shared in the many potluck items members brought with them.



After Lunch Entertainment





Photography by Carlton Spring



The View from Doug's Chair by Doug Pollock

The Moxie Festival - We set up the layout on Friday. Thank goodness that we had extra help – Art, his Grandson Griffin, Sam, Ken, Jeff, and the old guy Me. Everything was going well, and things were coming along fine until we ran out of O48 curves. After putting our heads together, we used some O60 instead and things worked out OK.

On the way home through Lisbon Falls, I noticed that people had their chairs out for the parade for the next day. Lisbon folks like to plan well ahead!

OK, on Saturday Morning we arrived at 8 after Art finally got the doors open. We got to work and put up the large M3R sign outside, and some other signs Sam had made up. With all the drip drab items done, we were finally ready to run trains. Also we had a new scavenger hunt. It was based on big bird & friends.

The parade started at 10 so we are very slow early on. Then it starts to rain just after 10. Not just rain but POUR & POUR & POUR & lightning! It was wild! Well things settled down and wet people started to come in and they were soaked but upbeat. We talked to many people, and it was great. I was talking to one younger man and found out he was representing his dad who is our Club president, Bernie. His son is very smart, interesting, & knowledgeable. Later on, I got talking to a man of many talents - he did fireworks /diving /flew planes/etc. I told him to have a blast. He responded that around fireworks it must be a small one.

A man came in and asked if we knew Dana Sullivan. We got talking about that and he said that he was a CMP man like Dana. Shortly before four, Art's wife brought their grandson Griffin back to give us a hand breaking down. Ken Thorson returned as well.

I had a friend from my Cardio Rehab group come in. George and his wife were very impressed with our layout. Other visitors were also very impressed. Quite a few came back multiple times. One lady who had 2 children and all color coordinated clothing came back at least twice.

It turned out to be a FANTASTIC DAY with at least 619+ happy guests. It was great having extra hands for breakdown. I could go on forever about how good things were BUT I would like U to come next year and enjoy the ride!

Until we meet again, B Safe and keep the tracks clean, Doug



Fine Modeling Progress by Jan Williams

This feels like an achievement; the models of the 1837 Portland fire station are pretty much complete - everything but some detailing and weathering of the rear wall brickwork. I've admired this building for many years. It was built in a complex political time in American history and is sort of a mish mosh of Classical and Federalist architectural ideas. The building still stands on Free Street in Portland and is open as a museum on limited hours.

I built two models: one for my own layout and one for the L L Bean layout. My version is three inches deep, for a background shelf on my layout. For the Beans layout, I consulted with Jeff Jacobs and we decided a ten inch deep model would work. The actual building would scale out at twenty inches deep!

When this fire house was built in 1837 the fire equipment was pulled by firemen to the site of the fire. Around 1860, era of the Civil War, steam powered water pumps came along. These required horses to pull the fire equipment; the horses were housed in the building. In researching historic fire houses, I was interested to learn the role of Dalmatian dogs - their job was to guide the horses through crowded city streets and to find the nearest fire hydrants.

The facade of the building is air dried clay on a base of foam board. Air dried clay offers the ability to carve stone detail and offers a stone like surface. The upper facade of boards is commercial milled bass wood.



Painting Embossed Plastic Brick Walls by Jan Williams

I've just finished building the Schomberg Scale Structures kit "Cannella Engines"; it's a building flat kit, meaning the structure is just one inch deep, designed for background to a layout. The kit consists of a few high quality plastic castings, so the project is one of painting plastic castings. Here are my thoughts and recommendations as I went through this very straightforward project.

The castings are excellent, but have a lot of excess 'flash', unwanted trim from mold leakage. Time spent here carefully cleaning the castings, and then in washing the castings, is well spent! (confession: in my working life I specified and purchased thousands of plastic castings. Flash would be cause for rejection in industrial castings. Hobby applications do not justify the cost of precision molds that avoid flash... so just clean them up... lol).

My first step is to glue together the structural pieces. If you paint the pieces first, then the structural bonds are paint to paint; the adhesion between plastic and paint is not very reliable. Glue the parts together before painting.

Next, I spray the structure with primer. For brick walls I use Krylon Red Primer. I find this adheres well to most plastics, and the color is close to brick color. One disadvantage is that it is difficult to match the Krylon color with acrylic paints; I've not achieved a close match when I tried.

Brick colors vary enormously but generally bricks from a single supplier are uniform when new. I think that with age bricks vary a bit in color. I like to line up a few different shades of red acrylic paint, and with my finest brush paint individual bricks at random. Not too many, just a few...



The next step is to apply mortar lines to the brick; there are several ways to do this. One is to use coloring powders; the Schomburg kit includes mortar powder for this purpose. I prefer to use a color wash. I place the surface so that it is level, then use a large soft brush to flood the surface with plain water. Then use the brush to add small daubs of white acrylic paint to the surface and gently distribute the dilute liquid color across the surface.

The last step is to remove excess colored liquid from the surface. The liquid collects in corners, joint lines, etc. Simply wipe the soft brush on a paper towel and run the brush along accumulated liquid - the brush will act as a sponge and pull up the excess liquid. Do this until there are no pools or concentrations of white liquid.

When the surface dries (an hour or two) the surface will show mortar lines of varied intensities, as in prototype walls. This also tones down any harsh brick colors. If you want more dramatic mortar lines, repeat the above; I like to let everything dry overnight before I repeat the process, if necessary.



-THE END-



Join Us for

GREAT FALL MODEL R.R. CLUB'S OCTOBER TRAIN SHOW

100'S OF TABLES OF DEALERS SELLING NEW & USED
MODEL R.R. EQUIPMENT, SUPPLIES, BUILDINGS,
TRACK, BOOKS, & MORE!



SATURDAY, OCTOBER 11TH
FROM 10 AM TO 3 PM



EDWARD LITTLE HIGH SCHOOL
OFF WESTERN AVE
77 HARRIS ST, AUBURN, ME



\$5/PERSON | CHILDREN UNDER 12 FREE WITH ADULT
HANDICAPPED ACCESSIBLE | REFRESHMENTS ONSITE!

GreatFallsModelRRClub.org

Maine 3 Railers Upcoming Schedule of Events

- Sep 21-27 157th Cumberland Fair, ([Public](#)) Entertainment Building, 197 Blanchard Rd., Cumberland, ME 04021, 9am-9pm daily with set up 8am on Sep 20 and move-out at 8am on Sep-28. (Mobile Outreach Team)
- Oct 11 Great Falls Model Railroad Club Fall Train Show, ([Public](#)) Edward Little High School, 144 Mill Street, Auburn, Maine 04210. Set up Friday, Oct 10th, 4-8pm with trains running Saturday, October 11th from 10am-3pm (Mobile Outreach Team)
- Feb 14 Annual Maine 3 Railers Model Train and Dollhouse Show ([Public](#))
2026 National Guard Armory, 179 Western Ave, Augusta, ME 04330. Run trains from 10am-3pm. Move in on Friday Feb 13, 2026. (Train Show Committee)

M3R General Meetings (All meetings start at 7 pm on Zoom):

- Sep 11 Monthly Club Meeting ([By Invitation](#)) At 7PM on 11am

Maine 3 Railers Group Email:

The Maine 3 Railers have a group email account in which all members are enrolled. This is the primary channel of communication for club meetings, events, and activities. This also enables members to send emails to other club members. Like club forums, this service allows members to ask questions, provide advice, help other members solve model train problems, buy, and sell items, and pass along model and prototype railroading news of interest.

This is a free service for each member. The group "owners" (Lou Bragaw, Dana Lindsey, and Art Shean) will add your name and email address when you join the club. You will then receive an email with a link to accept the invitation. Follow the link to confirm your account. You may not receive emails if this step is not completed. We restrict the use of this service to M3R members. Because the site is not moderated, Lou, Dana, or Art will review your first two posts to assure you are a member. The URL for our group is: <https://groups.io/g/M3R>.

Once subscribed you can email all other M3R members by addressing your email to m3r@groups.io, email individual members by using the Directory, update your personal profile, change how you receive emails, or unsubscribe. If you have any questions, contact Dana Lindsey, M3R Secretary.



Maine3Railers Elected Officers and Appointed Positions

Elected Officers and Executive Board Appointed Positions and Committees

2025-2026

President



Bernie Pender
president@maine3railers.org

Vice President



Dave Hodgkiss,
vp@maine3railers.org

Secretary



Dana Lindsey,
secretary@maine3railers.org

Treasurer



Rick Hills,
Maine 3 Railers
PO Box 31
Amherst, NH 03031
treasurer@maine3railers.org

At Large



Jeff Jacobs,
jeff@maine3railers.org

At Large



Ernie Vannah,
ernie@maine3railers.org

Recent Past President



Gene Thayer,
pastpresident@maine3railers.org

Club Car Committee: Richard Ridolfo, Chair
Members: Bill Halley, Rick Hills, Dave Hodgkiss, and Jeff Jacobs.

Club Car and Merchandise Sales:

Dave Hodgkiss,
clubcar@maine3railers.org
Maine3Railers, PO Box 31, Amherst, NH 03031

Event/Outreach Committee:

Sam Carr, Coordinator
Members: Frank Folker, Jeff Jacobs, Doug Pollock, Art Shean, and Carlton Spring

M3R Activities/Training Committee:

Rick Hills, Chair
Members: Mark David, Dave Hodgkiss, Brian Inch, and Jeff Jacobs

Property Manager: Dave Hodgkiss

Train Show Committee:

Co-Chairs: Jeff Jacobs and Gene Thayer
Members: Paul Brown, Sam Carr, Dave Hodgkiss, Dana Lindsey, Doug Pollock, and Richard Ridolfo

Special Projects Manager: Jeff Jacobs

Event Layout Design:

Jeff Jacobs (Special Events)
Art Shean (Mobile Outreach Events)

Webmaster:

Mark David, webmaster@maine3railers.org

YouTube Channel Master:

Carlton Spring,
youtubechannelmaster@maine3railers.org

Newsletter Editor: Art Shean

artshean@comcast.net

The IRS recognizes the Maine 3-Railers as a 501(c)(3) charitable organization.

Maine3Railers

Post Office Box 31
Amherst, NH 03031