



MAINE 3 RAILERS

M3R CLUB NEWSLETTER FOR SEPTEMBER 2025

Our Next Meeting is Thursday Evening, September 11, 2025, at 7:00PM on Zoom. Watch for an invitation and link to join from our Club Secretary, Dana Lindsey.

CLUB HEADLINE NEWS

- Final Preparations for Cumberland County Fair
- Planning Started for Visit to Great Falls MRC Train Show



President's Message by Bernie Pender

I hope you all had a fantastic summer, full of good times and, of course, a little bit of railroad fun! As the kids head back to school and the air gets a little crisper, it's the perfect time for our club to get back on track with our regular meetings and projects.

September is a month of new beginnings, and I'm excited about the energy and ideas everyone will bring to the club this fall. Whether you're a seasoned veteran with a layout spanning your basement or a new member just starting with a single loop, your passion is what makes our club special.

I've been thinking a lot about what makes our club so great, and it always comes back to the people. It's the shared stories, the willingness to lend a hand at a Club event, and the endless enthusiasm for every scale and era. The summer may have slowed things down a bit, but our passion for the hobby never stops. As we get back into our routine, let's remember that the Club isn't just running trains at the Fair; it's a community built on our shared love of trains. I encourage you to reach out to simply enjoy the company of other people who "get it."

Announcing Our Biggest Event of the Season: The Cumberland County Fair!

As we roll into September, I'm thrilled to remind you about our biggest event of the season: the **Cumberland County Fair!** This is our chance to connect with the wider railroading community, it's a fantastic way to support the club and share our hobby with many people.

The success of this event depends on all of you. Please consider **volunteering** to help with setup, running trains, or teardown. Every hand makes a difference, and it's a great way to catch up with other members and have some fun. Do not forget about the famous Fair food!

Please don't hesitate to reach out to Sam Carr, our Event Chairperson, and let him know you want to help. Check out the Club website for more information about the Fair. I look forward to seeing everyone at the Fair and hearing about your summer projects.

All aboard for more great times ahead! Bernie



From the Editor **by Art Shean**

Less than a dozen days until we setup for the 2025 Cumberland County Fair!! Are we ready???

In horse racing, tennis, golf, and road racing certain events stand out and eclipse the routine and even the sport. Non-fans know their names and care about their outcome. Names such as Kentucky Derby, Wimbledon, The Masters, and Indianapolis 500 come to mind. We all recognize the names and almost every American whether they follow the sport or not, knows what game is being played. The media focuses on them with extra time and attention. Television networks dedicate huge blocks of time providing coverage of them. Tennis and Golf call these events “Majors” and players do not become immortal until they have won several “Major” events.

Likewise, the Maine 3 Railers have our special events. Yes, we provide 20-30 different style events each year from open houses, training sessions, and mobile model train layouts at train shows, libraries, senior citizen homes, members’ homes, and retail stores. But only three stand out as “Major” events. And M3R members will not become immortal until they have participated in planning, setting up, presenting, operating, and/or packing up from several of these “Majors”.

The Maine 3 Railers Triple Crown includes our Annual Train Show in February, the L.L. Bean Holiday Display from Mid-November to January 1st, and our model train display at the annual Cumberland County Fair. Each of these events requires significant help from members to make them a continuing success.

Saturday at 8am, September 20th we set up our train layout in the Entertainment Building on the Cumberland County Fairgrounds. This year’s layout will include 239+ feet of FasTrack, 76 feet of roads, numerous raised platforms and bridges, dozens of buildings and accessories, and hundreds of feet of wiring on over 313 square feet of tabletop. Set up and subsequent pack up will require many hands.

We will run trains from 9am until 9pm daily from Sunday, September 21st through Saturday, September 27th. This will require 21 pairs of members working 4 hour shifts to interface with visitors and operate the trains. Then we have disassembly and pack up on Sunday September 28th starting at 8am. Plenty of Opportunities for member participation.

Sam Carr is coordinating our support for this effort and has nicely outlined the details of what is expected below. Please, Please Help!!

If you don’t appear on Sam’s work schedule below, then email him right now to secure a spot. Don’t wait!! With the ongoing construction at L.L Bean, this may be your last opportunity to notch a “Masters” appearance until next year.



UPCOMING EVENT PREPARATION:

Running Trains at the 2025 Cumberland County Fair

The Maine 3 Railers have been invited each year to run model trains at the annual Cumberland County Fair since 2012. The Fair is located at 197 Blanchard Road, Cumberland, ME 04021. A flyer for the 2025 Fair is attached within this newsletter on page 23.

History

The first layout was under the **racetrack grandstand**. Our next stop was in the **Agricultural Building**, and we now set up in the **Entertainment Building**. The Fair has grown over the years and currently attracts over 70,000 visitors. Monday is Maine Agriculture Day, which brings hundreds of school children to visit the Fair.

Operating Schedule

This is our Club's longest lasting staffed model train event of the year. The schedule is:

- Layout setup at 8am on Saturday 9/20. This is a good time to learn about the layout.
- The layout runs from 9am to 9pm from Sunday, September 21 thru Saturday, September 27.
- Layout teardown at 8am on Sunday, September 28.

Members are the Layout Engineers

- Two club members staff the layout in four-hour shifts. They are 9am-1pm, 1pm to 4pm, and 4pm to 9pm.
- They operate the trains, let visitors try the remote controls for the engines, and show them how to operate accessories like the barrel loader and gas station. And there is an information table with copies of future train show flyers and information.

Volunteering to Run the Layout

- Members should sign up for shifts that you want to work at the Fair via email to Sam Carr (secarr1@comcast.net) with the shift numbers from the below work schedule.
- In return you will receive Cumberland Fair passes by U.S. Mail for free admission to the Fair on the days you are helping run the layout. Please wear your M3R badge when you come to the Fair.

Layout Startup, Operation, and Shutdown

There will be a blue Cumberland Fair operating notebook near the transformers that explains how to start up, operate, and shut down the layout. It will include a service log for recording problems and a member list so you can contact folks to get help with a problem. Alan Small is the building manager. He will open and close the building each day.




2024 Maine 3 Railers Cumberland Fair Model Train Layout

Cumberland County Fair Layout Work Schedule

As of 09/09/2025

1	Setup 9/20 Shift Zero - needs 8 members	Shift Hours								Take Down 9/28 Shift 99 - needs 8 members
2	8am Start	9AM- 1PM	Sun 9/21 1-Sam, 2- Steve	Mon 9/22 7-Richard, 8-Bernie	Tue 9/23 13-Jan W 14-Sam	Wed 9/24 19-Bernie 20-Jan W	Thu 9/25 25-Jack D. 26-Sam	Fri 9/26 30- Steve 31-Jack D.	Sat 9/27 36-Open 37-Open	8am Start
3	Sam, Art Bernie, Jim Kennie	1PM- 5PM	3-Tim A 4-Open	9-Art 10- Frank F	15-Ken 16-Doug	21-Paul B, Jeff. 22- Dana & Lynne L	26-Ken 27-Doug	32-Open 33-Open	38-Frank F 39-Art	Art, Carlton. Gene T
4	John Ash, Carlton, Jeff, Gene T, Tim A	5PM- 9PM	5-Jim K, 6 Rick Hills	11-Jim K, 12 Rick Hills	17-Dana & 18-Lynne L	23-Sam 24- Carlton	28-Open 29-Open	34-Open 35-Open	40-Carlton, 41-Art	
5										



M3R YouTube Channel Update by Channel Master Carlton Spring

August was a quiet month for the Mobile Outreach Team with no events on the schedule, therefore no videos produced and published. If you haven't viewed videos recently, please do so. The more views our videos have on YouTube the more

YouTube recommends our videos to thousands of other viewers. This drives up the exposure our Club receives. The direct link to our channel is below. On my computer, only a few videos show when the website loads, but by clicking on **videos** all our published videos are listed. Thanks!

Link to M3R's YouTube channel:

https://www.youtube.com/channel/UCWXugl3YB8L9yEXhEgFKD_g

Club Car News by Chair Richard Ridolfo



MTH has finally announced the single door boxcar, which is the Moxie car. We should have final design very shortly. Item numbers have been assigned; they are 30-71288 and 30-71289. Scheduled delivery, however, is set for February, so, we will be a little late with the 2025 car.



The 2026 car which will be a Poland Springs Tank Car is moving along, we have a signed contract from Poland Springs. About 3 weeks ago we sent out bid proposals to Atlas, Lionel and MTH for this car. Included in this were such things as type of car, pricing, minimum quantities etc. So far, only MTH has replied. A reminder will be sent to Atlas and Lionel shortly.





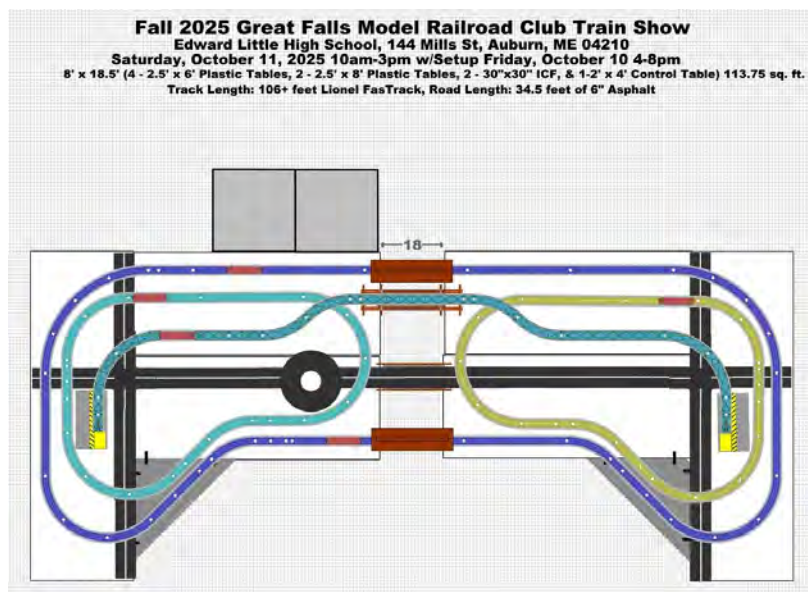
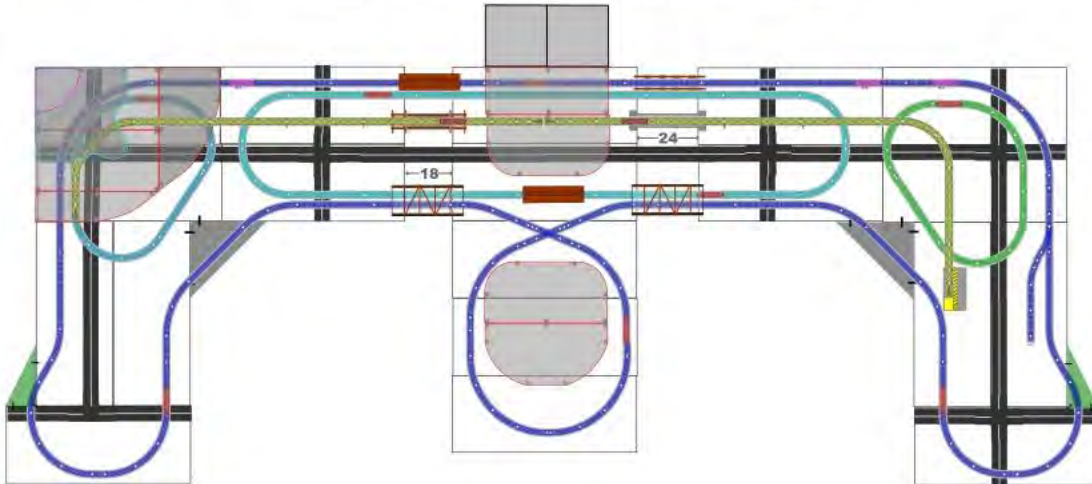
Train Show Committee by Jeff Jacobs

Mark the date! Feb 14, 2026 – that's right, Valentines Day! Before you know it, the Maine 3 Railers **Train Show at the Augusta Armory** will be here. Having spoken recently to Dan Nadeau at the Armory, the committee has things well lined up. We will meet in September by Zoom to go over the details. If you want to be in on that Zoom, let Jeff know. Time to start collecting things you need to sell and ask Richard Ridolfo to reserve a table.

EVENT REPORTS:

No Club events in August. Please review the proposed track layouts for the next two events and plan on participating in one or all near you. Your help will be greatly appreciated!

2025 Cumberland Fair #1
197 Blanchard Road, Cumberland, ME 04021
9am to 9pm, September 21 - September 27 with Setup 8am, Saturday, Sep 20 and Moveout 8 am Sunday Sep 28
13.5' x 33.5' (19- 2.5' x 6' Plastic Tables, 2- 30"x30" ICF, & 1-2' x 4' Control Table) 313.25 sq. ft.
Track Length: 236+ feet Lionel FasTrack, Road Length: 78 feet of 6" Asphalt





The View from Doug's Chair by Doug Pollock

Hi, another month has gone by, and we are getting ready for the Cumberland Fair. But before that we had an in person meeting at Bradberry Mountain State Park in July. We had a good number of members, and a good time was had by all. Chef Dave did a great job cooking and toasting buns and U got your item cooked just the way U wanted it. Hot Dogs & Burgers – raw, medium, or well done; he did a fantastic job. Carlton brought his famous potato salad and his great Cole Slaw - It was delicious. There was a great array of desserts as well. I think some of the ladies brought them but I'm not positive. I know I have never met a cookie I did not like except maybe those electronic cookies U folks talk about. I don't have a clue about them.



We had a good meeting and a question and answer contest with many prizes handed out. All in all, we had an excellent time. We got together in person! This meeting took some planning and to those responsible, we need to take our hats off - Well Done!

Getting together in person was great, but you don't have to wait until next year's meeting to do it again. With twenty or so portable layouts a year, there is always time for club members to meet in person while we set up, break down, or just stop by to chat and visit. Our mobile layout visits are fun!



Keepin' it Lite: **The Respectable Robbers**

One of the first train robberies in California was committed in 1870 by John T Chapman, a respected member of the community and the Superintendent of a Sunday school. The haul was \$41,600 in gold coins. Chapman and his six companions were soon caught as they tried to spend their loot. All were sentenced to prison. *(From my Railroad Fever Book)*

That's all for this installment from me and say, "May Moe rest in peace, he will be Dearly Missed!"

Until we meet again, B Safe and keep the tracks clean, Doug



Fine Modeling with Jan by Jan Williams

After some experience with the Schaumberg face models, I dove into the full scale Pottery Factory. This kit consists of three buildings (one becomes an annex to another) plus two sheds.

In my experience, assembling the structures in Schaumberg kits is straight forward. They really become an exercise in painting and weathering. Assembling the buildings was simple, but I ended up with a lot of ACC glue on my fingers. I keep a can of Acetone in my shop for these situations. It's magic when your fingers are stuck together...

The Schaumberg castings have magnificent stone and brick detail, but they are dirty with flash - take your time cleaning them up. A fingernail file is useful; for detail I use a sharp xacto blade to scrape windows clean.

Primer paint is necessary - I use whatever is available in the hardware store. I used simple grey. In painting the walls, the kit instructions describe how to prepare shades of grey; I spent many years in Philadelphia. Stone in Pennsylvania Dutch country is shades of brown, so that's what I chose.


Be cautious about using hardware store primers as a base color for the building - they can be very difficult to match with acrylic artists' colors. For example, you prime with red primer; it looks great as brick wall color. You paint trim and slop over onto the brick: good luck fixing the brick! .

I must admit that painting these stone walls was one of the most tedious things I've ever done! Tiny brushes, good lighting. The kit instructions include mortar powder; I ignored that. For the brick sections of the walls, I used my usual technique of flooding with water and then adding a dab of white paint.

I decided to highlight corner quoins with a very light shade of gray. For the roof trim I went with an even lighter shade of gray. When the wall paint dried, I decided not to highlight the stone mortar lines.

At final assembly I got a nasty surprise... All the windows are molded to uniform, precise dimensions. The wall openings unfortunately are not - most of the windows were slightly oversized and required sanding to fit. Fortunately, I used heavy gauge acrylic sheet for my glazing of the plastic windows; windows glazed with light gauge material never would have withstood rigorous sanding!

The Final Product:



Pine Tree Power – GP38 Locomotive by Jeff Jacobs

Pine Tree Power has been on hold for several issues while other topics were covered. We return this month with a look at the Electromotive Division's GP 38 locomotive. At 2000hp derived from its 16 cylinder '645' prime mover, the GP38 was another step upward in

power. Built from 1966 to 1971, 700+ were delivered. At 3 feet longer than a GP 35, and riding on 4 axles, it was soon followed by the more popular GP38-2 and had a top end speed of 65mph. We are looking at the GP38s of the Central Maine & Quebec (CMQ) which briefly ran the Rockland branch of the former MEC.

About the CMQ per the WWW:

On August 7, 2013, the Montreal, Maine, & Atlantic (MMA) company declared bankruptcy in the United States and Canada after the Lac-Mégantic train disaster. That tragedy caused the death of 47 people and damages estimated at \$200 million. In December 2013, Fortress Investment Group, through its subsidiary Railroad Acquisition Holdings (RAH), made an offer to acquire the assets of MMA and in January of 2014, won that auction. The following month, RAH formed the Central Maine & Quebec Railway to become the operator of the acquired railway lines.

In September 2015, CMQ was selected by the [Maine Department of Transportation](#) to operate the state-owned [Rockland Branch](#) (old Maine Central) line between Brunswick and Rockland, taking over the line from previous [Maine Eastern Railroad](#) on January 1, 2016. The CMQ proposal did not include the operation of passenger excursions as had been conducted by Maine Eastern, thus ending 11 years of passenger rail service along the Maine coast and the Candy Cane Train in which the M3R had participated.

CMQ owned and operated the following rail lines:

- Searsport Subdivision (29 mi [Northern Maine Junction, ME](#) to [Searsport, ME](#))
- Millinocket Subdivision (78.5 mi [Northern Maine Junction, ME](#) to [Millinocket, ME](#))
- East Millinocket Subdivision (6.19 mi [Millinocket, ME](#) to [East Millinocket, ME](#))
- Madawaska Subdivision (1.5 mi [Millinocket, ME](#) to start of [Maine Northern Railway](#) (reporting mark **MNRY**))
- K.I. Subdivision (3.74 mi [Brownville, ME](#) to [Brownville Junction, ME](#))
- Moosehead Subdivision (117.1 mi [Brownville Junction, ME](#) to [Lac-Mégantic, QC](#))
- Sherbrooke Subdivision (125.6 mi [Lac-Mégantic, QC](#) to [Brookport, QC](#))
- Adirondack Subdivision (20.0 mi [Brookport, QC](#) to [St-Jean-sur-Richelieu, QC](#))
- Newport Subdivision (60.4 mi (97.2 km) [Brookport, QC](#) to [Newport, VT](#))
- Stanbridge Subdivision (12.57 mi [Farnham, QC](#) to [Stanbridge, QC](#))
- St-Guillaume Subdivision (26.4 mi [Farnham, QC](#) to [Sainte-Rosalie, QC](#))
- Maine DOT Rockland Branch (58.68 mi [Rockland, ME](#) to [Brunswick, ME](#))
- Maine DOT Atlantic Branch (1.1 mi [Rockland, ME](#) to [Rockland, ME](#))
- Hannibal Subdivision

and owned a total of 481.01 mi as follows:

- 220.73 mi Maine
- 236.81 mi Quebec
- 23.47 mi Vermont

Then on June 4, 2020, the Canadian Pacific finalized an acquisition of the CMQ becoming its latest owner. Below are some photos of the CMQ GP38 in operation:





Turning to 3 rail O scale GP 38 models



Custom Repaint of Engine 3816 by Dave Kenyon



Atlas GP 38 O Scale model Due Out Soon



#3816 Will Also Be Available

Take careful note of the Atlas model colors and compare them to the prototype photos above.

The Atlas advertisement reads:

Intricately Detailed, Durable ABS Body • Die-Cast Truck Sides, Pilots and Fuel Tank • Metal Chassis • Metal Handrails and Horn • Moveable Roof Fans • Metal Body Side Grilles • Detachable Snow Plow • Hand Painted Engineer Cab Figures • Authentic Paint Scheme • Metal Wheels, Axles and Gears • Remote-Controlled Proto-Couplers • O Scale Kadee-Compatible Coupler Mounting Pads • Prototypical Rule 17 Lighting • Directionally Controlled Constant Voltage LED Headlights • Lighted LED Cab Interior Light • Illuminated LED Number Boards • Lighted LED Marker Lights • (2) Precision Flywheel-Equipped Motors • Operating ProtoSmoke Diesel Exhaust • Playable Horn Sounds • Onboard DCC/DCS Decoder • Locomotive Speed Control In Scale MPH Increments • Proto-Scale 3-2 3-Rail/2-Rail Conversion Capable • 1:48 Scale Proportions • Proto-Sound 3.0 w/ The Digital Command System featuring Freight Yard Proto-Effects • Unit Measures: 15 1/2" x 2 3/4" x 4" • Operates On O-31 Curves.

Note that the new Atlas models will have the latest MTH PS3 electronics.

If you are a fan of Pine Tree Power, a GP 38 would look right at home on your O scale layout.



Along the Way by Art Shean

It is amazing how many railroading related encounters you can stumble across just going about your routine affairs. You just must keep your eyes open and take the time to soak it in. This summer alone I unexpectedly came across multiple opportunities to engage in railroad fandom.

Conway Scenic Railroad

Mid-August my wife and I traveled to North Conway, New Hampshire for a family reunion. My cousin and his wife arranged for us to have lunch on Monday the 17th at the North Conway Country Club. We thought it would be nice to make a weekend of the trip so we booked a B&B for Sunday night and arrived in North Conway around noon Sunday. To my wife's delight there was a large art and craft fair in the park just off the town's main street. Fortunately for me, the North Conway Train Station sits on the edge of the park. While she perused the fair, I grabbed the following pictures of the station and some Conway Scenic RR engines and rolling stock:



Monday afternoon my cousins and wives met on the terrace of the North Conway Country Club for a leisurely lunch. The exterior of the Club is rather ordinary but the view from their spacious second floor terrace is spectacular with the golf course running out below to meet the mountains in the near distance. The Club is located on the back left corner of Schouler Park adjacent to the town fire department and on the opposite back corner from the North Conway Train Station. As you can see

from the below photos, the Conway Scenic Railroad tracks run between the country club and the first hole of the golf course.



While we were munching on some onion rings awaiting our meals, I heard the “tut tut” of a deisel engine horn and ringing bells as an afternoon excursion consist of six cars approached from the train station. I was able to catch the following photos as the train crawled past:





After we ate lunch, the train returned from its trip west and I caught the following shots:



Monson #3

Friday August 22, 2025, my wife was driving me to an eye appointment in Portland. Heading south on Interstate 295 just north of the Yarmouth exit, I spotted a small black engine on the rear of a semitrailer heading north. Focusing, I observed the #3 on its side and knew at once that it was the Monson #3 which normally runs along the Portland Harbor as part of the Maine Narrow Gauge Railroad Company & Museum. I could not grab a picture but found the following photos on the web.



Like What I Saw Going North



L. Steaming at the Museum



R. At Sandy River & Rangely Lakes RR

Recently the Portland Narrow Gauge Railroad Company has not been running trains because their tracks were ripped up as part of a harbor construction project. Plans call for the tracks to be re-laid but the schedule is months off. So, it makes sense for their engine to be relocated. Most likely destination is the Sandy River and Rangely Lakes RR in Philips. It has run there in the past, but Wiscasset, Waterville, & Farmington RR (WW&F) sports narrow gauge track. Also, it could have been headed for the Boothbay Railroad Museum as a static display.

Cumberland & Knox Railroad

On Tuesday August 26th, I headed north on Route 1 to Oceanside High School to watch my grandson in a preseason soccer scrimmage. He is the starting left fullback and captain of the Ellsworth HS Soccer Team. Just south of Rockland I spotted an engine on the right side of the road and quickly turned around to check it out. The engine is a GP28 livery name LTEX # 1804.



LTEX was unknown to me so when I returned home I googled it. Per Google: *LTEX Rail is in McDonald, Ohio, northwest of Youngstown. Larry's Truck and Electric (LTEX Rail) is a scraper, rebuilder, leaser, and reseller of a wide variety of second-hand locomotives, mostly first- and second-generation road and yard switchers.*

I found 1804 sitting on the Rockland Turntable adjacent to the Engine House. Per Google: *The Rockland Turntable and Engine House are located about 0.5 miles (0.80 km) west of the city's downtown, in the former rail yard sandwiched between Park Street ([United States Route 1](#)) and New Country Road. The engine house is a wedge-shaped wood frame building, two stories in height, with a flat roof, clapboard siding, and a concrete foundation. on the inner (east-facing) side*

of the wedge there are five entry bays, four of which retain track-mounted doors. The front portion of the building is only one story, with the rear having an elevated roof with monitor-style windows overlooking the front.^[2]

The turntable is about 100 feet (30 m) east of the engine house. It is 50 feet (15 m) in diameter, consisting of a steel deck mounted on a central pier and topped by wooden decking. The outer portion of the turntable rests on a rail attached to the concrete retaining wall that encircles the structure. A small operator's shed stands at the western edge of the turntable.^[2]

These facilities were built in 1921, as a replacement for older structures. Because Rockland was at the end of the line, a turntable was built here in 1871, not long after service began on the line. The present turntable and engine house are the only known structures in the state to survive in this state of preservation.^[2] The facilities were listed on the [National Register of Historic Places](#) on June 24, 1993.



Shortly after I arrived, another car pulled into the parking lot with two other train enthusiasts. With the beginnings of a crowd forming outside, Finn Kelly, the Cumberland & Knox RR (CKRR) Government Relations Manager came out of the Engine House and invited us inside to look around. Inside we discovered another engine, LTEX 1555. Finn explained that the CKRR leased the former Central Maine Rockland Branch from the State of Maine in January and planned on using the leased LTEX engines 1804 and 1555 to operate the line. Apparently Dragon Cement plans to reopen operations using materials they will transport via CKRR from out of state. Finn indicated they already have a dozen carloads sitting in the railyard outside.



Downeast Scenic Railroad

On Saturday, September 6th, my wife and I were at Ellsworth High School to watch my granddaughter run in the first multi-school cross country track meet of the season. Interestingly, the Downeast Scenic Railroad (DSRR) tracks run in front of the high school between the main building and their baseball and tennis courts. A paved running and bike path also runs adjacent to the tracks.



While there, I again heard the familiar diesel horn blasts and ringing bells as the afternoon excursion train made its way west. I wasn't able to catch pictures as it past but saw that it stopped about 300-400 yards down the track. From what I could tell the DSRR has a through siding which they use to move the engine from front to back to facilitate front end operation. As I watched from afar, the engine appeared beside the consist and was eventually reconnected at the opposite end. Not sure I understand the logic but after the switch the reunited train continued on westward with the engine pushing the consist.



Engine Along Side Consist during Repositioning

To my wife's frustration, I hung around waiting for the train to return. I knew the run west was relatively short and they would return soon. Sure enough the train returned and I captured the following pictures as it passed:





My wife even caught a picture of me taking pictures!



The DSRR runs their excursion very slowly through this conjected area and we were able to catch another view of the train as it passed through an unguarded crossing less that a mile down the track and took the below photos through our car windshield:



So as evidenced by my experience this summer, railroad encounters abound right here in Maine. You must keep your eyes open, ears alert, cell phone near by, and be ready to stop and smell the diesel fumes.

Coming Soon to a Model Train Layout Near You by Art Shean

Menards has been prolific lately in releasing new O-scale model train buildings. Not sure if it is an attempt to beat the proposed tariffs or just the popularity of their buildings and accessories that is driving their releases. Regardless, you might see the following Menards buildings and accessories on our Cumberland County Fair layout this month:



Cripple Creek Rail Maintenance Office
Model Number: 275-9491



Sunoco® Spherical Tank
Model Number: 275-9483



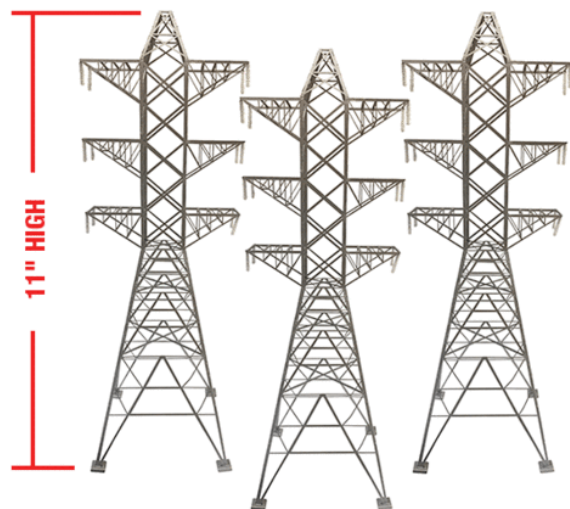
Carvana® Vehicle Showroom
Model Number: 275-9454



Union Station
Model Number: 275-9531



26-Sign Lighted Billboard (Decal Set #3)
Model Number: 275-9029



Electrical Towers (3 Pieces)
Model Number 275-9485



Track Powered Switch Station #37
Model Number 275-9486

-THE END-



Railroading At The 2025 Cumberland County Fair

September 21st Through September 27th 2025

Fair Hours- Most Buildings Open At 9AM To 9PM

197 Blanchard Road, Cumberland Maine 04021

For More Information Please Visit <http://cumberlandfair.com>



Maine 3 Railers and other model railroad clubs and Railroads In The Entertainment Building

Operating Model
Railroad Display with a
Farm and Village.
See Thomas the Tank
Engine. Kids can
operate trains.



470 Railroad Club

Shovel coal into a Steam
Locomotive. Ride on the
full-size Handcar. Sit on
motorcar. See the
overhead Model Railroad.
Railroad history and
safety.





Join Us for

GREAT FALL MODEL R.R. CLUB'S OCTOBER TRAIN SHOW

100'S OF TABLES OF DEALERS SELLING NEW & USED
MODEL R.R. EQUIPMENT, SUPPLIES, BUILDINGS,
TRACK, BOOKS, & MORE!

	SATURDAY, OCTOBER 11TH FROM 10 AM TO 3 PM	
	EDWARD LITTLE HIGH SCHOOL OFF WESTERN AVE 77 HARRIS ST, AUBURN, ME	

\$5/PERSON | CHILDREN UNDER 12 FREE WITH ADULT
HANDICAPPED ACCESSIBLE | REFRESHMENTS ONSITE!

GreatFallsModelRRClub.org



TRAIN SHOW

Saturday, November 1st, 2025

Maine's *Premier* Train Show

Join us for a day of TRAINS!



See live trains on our
HO Scale layout!

This show will feature operational layouts, dealers, inventory for sale, train displays and much more!

Time: Open from 9am to 2pm! Adults \$5, Children 12 and under are FREE

Address: Westbrook Community Center Cost: 426 Bridge Street, Westbrook, ME 04092

DEALERS Please email southernmainemrc@gmail.com or visit our website



SOUTHERNMAINEMRC@GMAIL.COM
SOUTHERNMAINEMRC.WORDPRESS.COM
FACEBOOK.COM/SOUTHERNMRC



Maine 3 Railers Upcoming Schedule of Events

- Sep 21-27 157th Cumberland Fair, [\(Public\)](#) Entertainment Building, 197 Blanchard Rd., Cumberland, ME 04021, 9am-9pm daily with set up 8am on Sep 20 and move-out at 8am on Sep-28. (Mobile Outreach Team)
- Oct 11 Great Falls Model Railroad Club Fall Train Show, [\(Public\)](#) Edward Little High School, 144 Mill Street, Auburn, Maine 04210. Set up Friday, Oct 10th, 4-8pm with trains running Saturday, October 11th from 10am-3pm (Mobile Outreach Team)
- Oct 17-18 Friends of Baxter Library Fall Book Sale, [\(Public\)](#) Shaw Gym, Gorham Recreation Center, 75 South St., Gorham, ME 04038. Set up Thursday Oct 16 (2-6pm) and Friday from 7-9am with Trains running Friday, Oct 17 (9am-6pm) & Saturday, Oct 18 (9am-1pm) (Mobile Outreach Team)
- Nov 01 Southern Maine Model Railroad Club Fall Train Show, [\(Public\)](#) Westbrook Community Center, 426 Bridge St., Westbrook, ME 04061. Setup Friday Oct 31 (4:30-8pm) with Trains running Saturday (9am-2pm) (Mobile Outreach Team)
- Feb 14 2026 Annual Maine 3 Railers Model Train and Dollhouse Show [\(Public\)](#) National Guard Armory, 179 Western Ave, Augusta, ME 04330. Run trains from 10am-3pm. Move in on Friday Feb 13, 2026. (Train Show Committee)

M3R General Meetings (All meetings start at 7 pm on Zoom):

- Sep 11 Monthly Club Meeting

Roundhouse Zoom Sessions (All sessions start at 7 pm):

- Sep 18: Roundhouse Session, Proposed Topic: 2025 Cumberland County Fair – Readiness Review

Maine 3 Railers Group Email:

The Maine 3 Railers have a group email account in which all members are enrolled. This is the primary channel of communication for club meetings, events, and activities. This also enables members to send emails to other club members. Like club forums, this service allows members to ask questions, provide advice, help other members solve model train problems, buy, and sell items, and pass along model and prototype railroading news of interest.

This is a free service for each member. The group "owners" (Dana Lindsey, and Art Shean) will add your name and email address when you join the club. You will then receive an email with a link to accept the invitation. Follow the link to confirm your account. You may not receive emails if this step is not completed. We restrict the use of this service to M3R members. Because the site is not moderated, Dana or Art will review your first two posts to assure you are a member. The URL for our group is: <https://groups.io/g/M3R>.

Once subscribed you can email all other M3R members by addressing your email to m3r@groups.io, email individual members by using the Directory, update your personal profile, change how you receive emails, or unsubscribe. If you have any questions, contact Dana Lindsey, M3R Secretary.



Maine3Railers Elected Officers and Appointed Positions

Elected Officers and Executive Board Appointed Positions and Committees

2025-2026

President



Bernie Pender
president@maine3railers.org

Vice President



Dave Hodgkiss,
vp@maine3railers.org

Secretary



Dana Lindsey,
secretary@maine3railers.org

Treasurer



Rick Hills,
Maine 3 Railers
PO Box 31
Amherst, NH 03031
treasurer@maine3railers.org

At Large



Jeff Jacobs,
jeff@maine3railers.org

At Large



Ernie Vannah,
ernie@maine3railers.org

Recent Past President



Gene Thayer,
pastpresident@maine3railers.org

Club Car Committee: Richard Ridolfo, Chair
Members: Bill Halley, Rick Hills, Dave Hodgkiss, and Jeff Jacobs.

Club Car and Merchandise Sales:

Dave Hodgkiss,
clubcar@maine3railers.org
Maine3Railers, PO Box 31, Amherst, NH 03031

Event/Outreach Team:

Sam Carr, Coordinator
Members: John Ash, Frank Folker, Jeff Jacobs, Doug Pollock, Art Shean, Carlton Spring, and Ken Thorson

M3R Activities/Training Committee:

Rick Hills, Chair
Members: Mark David, Dave Hodgkiss, Brian Inch, and Jeff Jacobs

Property Manager:

Dave Hodgkiss

Train Show Committee:

Co-Chairs: Jeff Jacobs and Gene Thayer
Members: Paul Brown, Sam Carr, Dave Hodgkiss, Dana Lindsey, Doug Pollock, and Richard Ridolfo

Special Projects Manager:

Jeff Jacobs

Event Layout Design:

Jeff Jacobs (Special Events)
Art Shean (Mobile Outreach Events)

Webmaster:

Mark David, webmaster@maine3railers.org

YouTube Channel Master:

Carlton Spring,
youtubechannelmaster@maine3railers.org

M3R Club Greeter:

Doug Pollock

Newsletter Editor:

Art Shean
artshean@comcast.net

The IRS recognizes the Maine 3-Railers as a 501(c)(3) charitable organization.

Maine3Railers

Post Office Box 31
Amherst, NH 03031