



# MAINE 3 RAILERS

## M3R CLUB NEWSLETTER FOR APRIL 2026

**Our Next Meeting is Thursday Evening, April 9, 2026, at 7:00PM on Zoom. Watch for an invitation and link to join from our Club Secretary, Dana Lindsey.**

### CLUB HEADLINE NEWS

- Eleven Members Visit the Seashore Trolley Museum in Kennebunkport
- Maine Tradition Resurrected
- Club Accepting Orders for 2026 Poland Spring Tank Car
- Surplus Club Car Liquidation Sale
- Doug's Wooden Train Ready for Display
- Members Challenged to identify 1950's Portland Railroads
- Progress on Jan Williams' Union Station
- Choosing the Right O-Scale Track



#### President's Message from Bernie Pender

**Spring is finally here!** With the arrival of warmer days and blooming flowers comes a fresh burst of energy for our layouts and collections. April is the perfect season to refresh our displays, fine-tune our engines, and welcome new members into the Maine 3 Railers family.

#### Share Your Passion

I encourage everyone to stay engaged and keep our community vibrant. If you've been tinkering with a new locomotive or building a fresh scenery module, don't keep it to yourself:

- **Next Zoom Membership Meeting:** Join us on **Thursday, April 9th!** This is the perfect time to show off your latest projects and catch up with the group.
- **Digital Depot:** Can't wait until the 9th? Post photos and updates on our **group.io** page today.

#### The Strength of Our Club

It is important to remember that the M3R runs entirely on the dedication of its volunteers. **Please don't assume someone else will carry the load.** To keep our club running strong, we need active participation from everyone.

- **Looking Ahead:** We will be voting for the **2027–2028 E-Board** this November. I'm asking you to consider how you can get more involved in the leadership and direction of our club.
- **Special Request:** We are currently seeking a volunteer with the skills (and an airbrush!) to **paint rolling stock** for club projects. If you can help, please reach out to me directly.

#### Around the Bend

The Activity Committee is hard at work, and I am looking forward to the exciting events they have lined up for the coming months.

In the meantime, head over to the **Club Website** (Open 24/7) to:

1. Score special member pricing on **surplus Club Cars**.
2. Support your fellow hobbyists by checking out the **Member-Owned Businesses** directory.

And don't forget to stop by our model train layouts on April 24<sup>th</sup> at the Topsham Public Library & April 25<sup>th</sup> at the Great Falls Model Railroad Club Train Show, Mt. Ararat HS in Topsham, ME.

Happy Railroading, and I'll see you around the bend!

**Bernie**, President, Maine 3 Railers

---

## From the Editor **by Art Shean**



### Maine Tradition Resurrected!

My faith in and respect for the Reny Family and Renys Department Store management was restored during Easter Weekend. While traveling from Topsham to Ellsworth to spend the Easter Weekend with my daughter and family, I stopped into the three newest but wayward Renys Stores in Augusta, Waterville, and Bangor. You may recall that I reported in the December 2025 edition of our Club Monthly Newsletter that unlike every other Renys Stores these three locations do not display a version of our 2016 M3R Renys Box Car. Even though 2 of the 3 stores were presented with a copy of the boxcar thanks to Sam Carr, this condition persisted at the Bangor Store for more than a year and the other two from the day they opened. To address this lapse, I provided a copy of our December newsletter article to Renys' president and every store manager.

With great joy and satisfaction, I announce that we can again unequivocally state that ever Renys Store now displays our O-scale 2016 Renys "A Maine Adventure" Club Car. To confirm this announcement is not "Fake News", I offer the following photographic evidence:

### Augusta



On Column in Center of Store



### Waterville






On front wall to the left of the front door

Bangor



On the front wall behind the cash registers



Next time you are in a Renys Store, ask a store associate where the Renys Box Car is located and thank them for displaying it. (*Remember: a good lawyer never asks a question they don't know the answer to*)

**Thank you, Reny Family and Renys Store  
Management!!**

**Don't Forget to share your next railroading experience with your fellow Club members by emailing your photos to me at [ArtShean@comcast.net](mailto:ArtShean@comcast.net)**



## Club Car Committee Update – Now Accepting Orders for 2026 Poland Spring Tank Car by Richard Ridolfo

The 2026 Maine 3 Railers club car will be a modern Poland Spring tank car. The car will be produced in two road numbers. The pre-buy price for members will be \$60.00, (pre-buy deadline is April 30, 2026). Non-members and cars ordered after the deadline will be \$70.00. Conceptual artwork below, yet to be added are the road numbers and car markings. Pre-buy orders are important for the club car orders for two reasons:

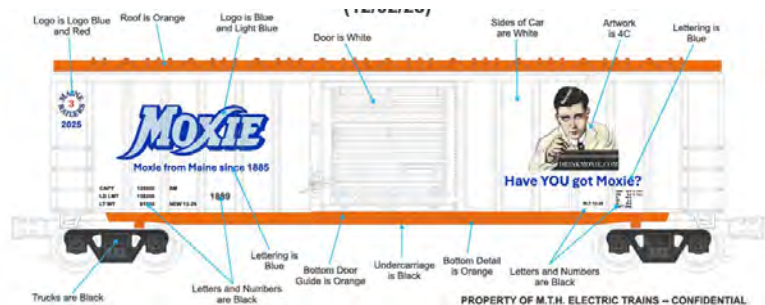
1. To assure us that we have enough orders to meet the minimum requirements
2. To prevent being left with many unsold cars.



To reserve your car(s), complete the order form on page 24 and send it along with your check to:

Rick Hills  
PO Box 31  
Amherst, NH 03031

There are only seven 2025 Moxie Boxcars left for which we are awaiting delivery. If you are interested, contact Rick Hills or me.



## Maine 3 Railers Surplus Club Car Liquidation by Dave Hodgkiss



Our Executive Board decided to offer the remaining Cianbro (22) and 4 Bay Hopper Summer Cars (36) for \$ 30 each to club members. Limits are 1 car each per person. In other words, you may purchase one Cianbro Car and one 4 bay hopper for \$ 60 If you choose to purchase both. Pick up will be at the Club Locker in Topsham on a future To Be Announced (TBA) date. Mailing can be arranged at the prevailing cost.



Please send your orders or any questions to me at [dwh39@aol.com](mailto:dwh39@aol.com).



## M3R YouTube Channel Update by Channel Master Carlton Spring

March was a quiet month for the Mobile Outreach Team with no events on our schedule. Stay tuned for the April events. On Friday, April 24th, M3R members will be participating in the annual Topsham Public Library's Big Truck/Big Train event (G Scale Trains), and on Saturday, April 25th, the Great Falls Spring Train Show will be held at Mt. Ararat High School. We will be setting up the show layout on Friday afternoon. Videos of both events will be produced and uploaded to our YouTube channel. An email inviting you to view the videos will be sent via the Maine 3 Railers Group Email. Thanks in advance for taking the time to view our videos. Engineer 29



Do you recognize this train station?

If you do, please let your Newsletter Editor know at [ArtShean@comcast.net](mailto:ArtShean@comcast.net)

Your newsletter editor received three emails from two members regarding the above picture and question. Both members agreed that the station in question was the Bangor Union Station.

Ron Brown, 3/9/2026 12:05PM: Art, ...I was in Bangor's station in 1959-60. This looks like an older picture of that station. ...Ron

Ron Brown, 3/9/2026 1:54PM: This was a semi-educated guess. I'm quite willing to be corrected. My reasoning: 1) The clock tower and main building looks like what I remember, 2) The Penobscot River is on the right, 3) The bridge in the foreground crosses the Kenduskeag Stream, and 4) The bridge in the background could either be the MEC to Ellsworth/Calais and Bucksport or US1. Or I could be completely out to lunch!

Jeff Jacobs, 3/11/2026 4:50PM: the train station in the newsletter was Bangor Union Station located on Washington St near the Bangor yard. Like Portland Union Station it fell to the wrecking ball amid "urban renewal" mania. I forget the year but remember it happening. Jeff

## Maine Heritage Trivia:

*Who owns the largest collection of 2016 Maine 3 Railers Club Cars in the world?*

- a. The Seashore Trolley Museum
- b. The Maine 3 Railers O-Scale Model Railroad Club
- c. Renys Department Stores
- d. Sam Carr



Answer:

## EVENT REPORT:



### Gone to the Trolleys by Steve Tranni

On Thursday, March 5<sup>th</sup> at 10:15 AM, eleven M3R members and two guests met at Mikes American Diner in Arundel for breakfast. Most of us enjoyed the best blueberry pancakes around. After a gala breakfast and many shared stories and experiences, we took a short drive to the Seashore Trolley Museum in Kennebunkport.



*Tanking up on coffee and pancakes before our trip to the museum*



While the museum is not yet open for the season, the model railroad building is open year-round, and we started our day with a visit to the Maine Central Building.





Steve Berg, the Director of Museum Operations, greeted us and provided a historical overview and tour of the large HO scale layout based on the various points of interest and towns in Maine.



*Extremely well done! Certainly held everyone's attention.*



A special perspective from above:



Then we took a short walk to the South Boston Car Barn which is one of five buildings where the museum's prize trolleys and interurbans are stored.



One of the many cars viewed was number 134 which was transferred from Osaka to Nagasaki Japan following the bombing of Nagasaki and it was in service there until 1960 when it was donated to the Seashore Trolley Museum.

We then headed over to the Town House Restoration Shop where trolleys undergo their extensive restorations. While there we were given an overview by volunteer, Rick Koontz, of a major project started in 1969. This is the complete restoration of the legendary Portland – Lewiston high speed interurban, Narcissus (Shown below on the right). This car achieved speeds of more than 70 MPH. It operated from 1914 to 1933 and had the honor of having Theodore Roosevelt as a passenger on August 18, 1914.




Due to the amount of snow on the ground, the museum's access was limited but I think everyone who made the trip would agree that we packed a lot of fun and history into a three hour visit.

Photography by Carlton Spring




## The View from Doug's Chair by Doug Pollock

Well, what have U been doing???? A while back I was given a partially made wooden train set and I have been working to make cars and do what is needed to get a small train set out of it. Now I have it somewhat completed. People that were at the last zoom meeting know this, but U may not.



A few weeks ago at Good Will, I found a picture of a Maine Central steam engine in front of the old round house in Brunswick ME. It was painted by Claude Bonang around 1969...we think. When I got home, I found his obituary in the newspaper, so I put a copy in an envelope on the back of the picture.



After reading the obituary, I think one of his sons worked with me at Bowdoin College some years ago. WOW, small world!

Now for Some Reading:

Toilets on Trains –

### **Hopper Toilets**

The traditional method of disposing human waste from trains is to deposit the waste onto the tracks or, more often, onto nearby ground, using what is known as a **hopper toilet**. This ranges from a hole in the floor to a full-flush system (possibly with sterilization). The hole in the floor (also known as a **drop chute toilet** or **direct flush toilet**) system is still in use in many parts of the world, particularly on older rolling stock. The principal disadvantage is that it can be considered crude or unhygienic and dangerous to health and the environment – it litters the railway lines and can convey serious health risks when the train passes over or under a waterway.

Passengers may be discouraged from flushing or using toilets while the train is at a station or standing at a red signal. To enforce this limitation, toilets may be automatically locked when the train pulls into a station or stops at a red signal. In the United States, railway employees were required to lock the toilets closed whenever a passenger train stood in a station or at any other location designated by instructions in the timetable. Toilets would promptly be unlocked upon departure.

Properly designed drop chute toilets will draw air like a chimney, pulling air through the lavatory door vents and down and out through the toilet, reducing odor. Hopper toilets are similar to old-fashioned sea toilets in that they release the excreta directly to the environment, untreated. In the United States, Amtrak phased out its use of these toilets in the 1980s after waste from a Silver Meteor train crossing the St. Johns River in Florida, between Palatka and DeLand, landed on a fisherman who filed a lawsuit.

In the UK, at the end of 2019, hopper toilets on timetabled passenger services remained in use. A plan to protect all rail workers and reduce public health risks was delayed with several operators applying for waivers.

In 2021, Indian Railways completed the phaseout of drop chute toilets, replacing them with indigenously developed bio-toilets. Apart from improving hygiene, the phaseout will save Indian Railways 4 billion rupees annually, due to the elimination of corrosion on the rails caused by human waste. They were replaced with bio-vacuum toilets, which use bacteria to decompose human waste, fulfilling a phaseout pledge made in 2010.

Some heritage railways such as Swanage Railway continue to use drop chute toilets on many of their preserved carriages. On the occasion that services operate through to Wareham on the South West Main Line, passengers are requested not to use the lavatories when on Network Rail tracks.

### **Chemical holding tank**

Chemical holding tanks (retention tanks) are usually included on newer carriages and railcars in wealthier and more densely populated parts of the world. One issue is that the tanks need to be regularly emptied, often at a terminal station or prolonged stop-over. If a train needs to be used again quickly, the tanks may not get emptied. In this case, toilets may back up, which can result in toilets being closed.

### **Vacuum toilet**

Vacuum systems used in the newest carriages are similar to those in airliners: waste is pulled into a holding tank with a high pressure pump. Their disadvantages are the same as of chemical holding tanks, in addition they require a stable power supply to work, and flushing anything else but water and human waste (e.g. paper towels) can easily break the pump.

## Composting toilet

Some trains may have composting toilet tanks, which use bacterial action to break down solid and liquid waste. Only the broken down clean liquid is released to the track bed after sterilization. Only the solid waste must be emptied every half year. This type of toilet is in use in some trains in the Netherlands, Switzerland, and the United States.

Cleanliness is Next to Godliness

Operating on that principle many communities in the early days of railroading banned trains from running through town for fear that the soot from passing locomotives would foul windows. Special teams of horses stood ready to tow trains past the city limits - from my Railroad Fever book.

Make sure U check the upcoming schedule on page 22; we have some great shows coming up in April and May. Please stay healthy and do not fall!

Until we meet again, B Safe and keep the tracks clean, Doug



## Railroads Operating in Portland Maine in the 1950's

by Jeff Jacobs

This month I have a little challenge for you!

Last fall I was given a map of the Portland railroads and waterfront dated from the 1950's. It is in remarkable shape, and I included a snapshot of it as Map 1 below. The intent of the map was to promote Portland with its extensive rail to waterfront connection. Lots of detail is given of the yards and docks associated with the railroads.

I searched online and discovered that copies of this map appear for sale there. It was printed by the CS Hammond & Co. of Maplewood NJ. I included a copy of the unfolded online version as Map 2 below. However, the resolution provided in Map 2 of the online version is not as crisp as Map 1.

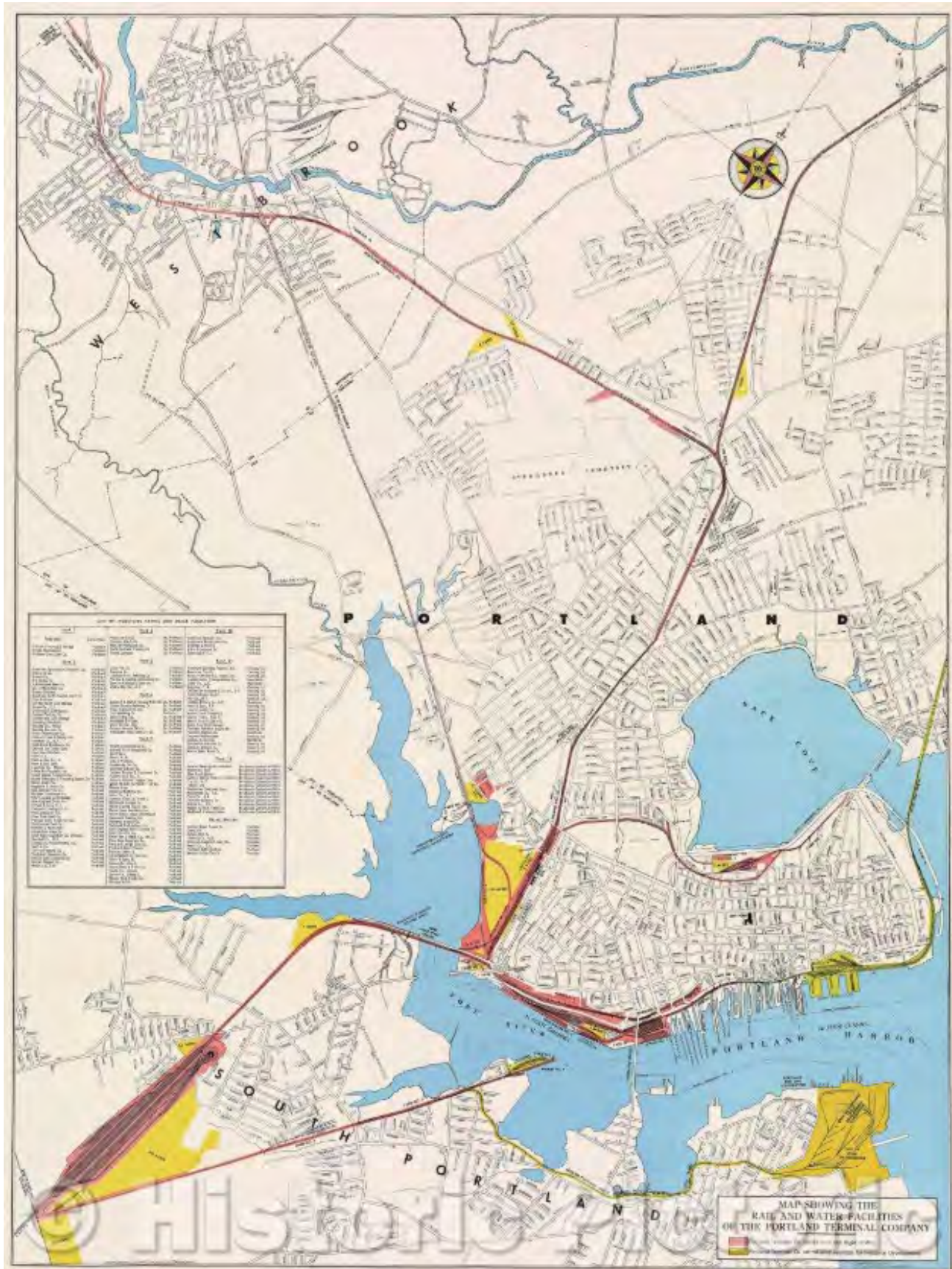
So, here's your challenge: How many railroads operated in and around Portland during the "hay day" of trains? Get out your magnifying glass and please count all the company names even if those lines shared common ownership. As you search for the names, I hope old memories and locales come back like: Portland Union Station, Deering Junction, SD Warren, etc.

Have fun!





Map 1: Portland, ME RR Map - Vintage 1950's



Map 2: Portland, ME RR Map - Online Version

Answers are located on Page 23.



## Portland Union Station on my Layout by Jan Williams

I continue my journey to create a compressed version of the Portland Union Station (built 1888, demolished 1961) for my pike. I should mention that an excellent source of information about the station is the book "All Aboard for Union Station" by John Marcigliano, published in 1991. In March Amazon was selling used copies for \$9.98!

About 20 years ago I built a foam board 'place holder' for my layout. The walls of the real model are complete; this article is about my adventures to date in building the main roof of the layout building. The picture below shows the foamboard placeholder.



You'd think that after constructing the layout walls, building the roof for the station would be a straightforward task. Hah! At this point I've constructed the roof for the FOURTH time!


I determined that I would construct a Bainbridge Board roof in sections, then laminate plastic sheet roofing to the Bainbridge Board. Bainbridge Board is a high density paper product, about 1/16 " thick, available in art supply stores in big sheets. For the roof shingles I planned to use Plastruct plastic sheets available online. Cutting Bainbridge board is relatively easy; as is cutting, gluing, and trimming plastic shingle sheets. The resulting sandwich is pretty rigid.

The picture at right shows the station with the trial roof I built. Cutting the roof panels to fit the building involved a lot of trial and error. I generated a big pile of scrap bainbridge board. This would be a great place for computer assisted design (CAD) software. At this point I liked the roof line but wanted about a quarter inch more roof overhang. So, I took apart the roof and cut new panels with an extra quarter inch at the bottom.





The following two pictures show the roof panel laminating and the outcome. The spray contact adhesive I use is from the hardware store. It seems to be an aerosol version of the rubber cement some of us once used to patch bicycle tubes. I spray both pieces then let them dry for 10 minutes.

*Beware, when tacky this stuff is totally unforgiving; the first place it touches is where it stays!*



Here is a picture of four panels, ready for assembly.



This picture shows the underside structure of the roof. Placing and gluing the beams to stabilize the structure was much more extensive than I expected.

The picture at right shows the roof structure ready for painting. I covered the seams and joints with strips cut from card stock (a heavy paper available at Staples). I used a lot of white glue in applying these strips; white glue saturates the cardstock and makes it much more flexible. I found I needed to repeatedly press the strips with fingers and fingernails as the paper softened and the glue firmed up.




The picture below shows the roof seams complete, and the roof painted with black primer. The next step will be weathering the roof...



The building has three more roof issues... the tower will be four triangular panels; pretty simple, more of the same. The two circular towers are new territory for me. I'm thinking about copper sheets - heavy paper, thin sharpie lines, metallic copper acrylic paint. We'll see... The building also needs a portico structure at the main entrance.

---

O-Scale, 3-Rail Track Buyer's Guide by Manufacturers by Lucas Iverson  
from Trains.com on the Web



As part of the O-scale 3-rail track buyer's guide by manufacturers, individual or packs of roadbed track are available from the following: Lionel FasTrack, MTH RealTrax, Bachmann E-Z Track, and Atlas Industrial Rail.

The world of O-scale, 3-rail track comes in three main choices: tubular, roadbed, and realistic. The next challenge is selecting the right brand from the many manufacturers - some still in business, others long gone - that will fit your wants and desires.

## Atlas Model Railroad Company, Inc.

**Address:** 378 Florence Ave., Hillside, NJ 07205

**Website:** [shop.atlasrr.com](http://shop.atlasrr.com)

**Email:** [csdept@atlasrr.com](mailto:csdept@atlasrr.com)

**Phone:** 908-687-0880

A strong player in the track world, it shouldn't be a surprise for Atlas to have its own products in O scale, 3 rail. The company produces roadbed tracks in its Industrial Rail line of nickel silver rail, albeit a modest selection with only O-36 curves currently available and basic accessory features to go along with its 10" straight tracks (including an adapter to Lionel's FasTrack, No. 1001096). The realistic track under the 3RL line is where Atlas truly shines with its nickel silver T-rail and scaled ties. You'll find a plethora of this line, including straights, a wide range of curves, as well as a variety of switches and diamond crossings.

### Industrial Rail

**Type:** Sectional roadbed with T-shaped, tinplate rail

**Available components:** straights, Lionel adapter piece

**Curve radius:** O-36

### 3RL

**Type:** Sectional with nickel silver rail and scale brown ties

**Available components:**

Straights, uncoupling track, flex track, turnouts, crossings (22.5, 45, 60, and 90 degrees), smaller fitter pieces

**Curve radii:** O-27, O-36, O-45, O-54, O-63, O-72, O-81, O-90, O-99, O-108

## Bachmann Industries

**Address:** 1400 East Erie Ave., Philadelphia, PA 19124

**Website:** [shop.bachmanntrains.com](http://shop.bachmanntrains.com)

Under the Williams by Bachmann brand, the company has brought its popular E-Z Track system into the O-scale world. The detailed gray roadbed and tin-plated rails are currently being produced as 10" straights and O-36 curves in four packs or bulks of 24 only. The roadbed comes with E-Z track snap-fit assembly, making exchangeability with other brands tricky. However, a transition piece connecting to tubular track is available (No. 00283)

**Type:** Sectional roadbed with tinplate rails

**Available components:** Straights, curves, and tubular transition piece

**Curve radii:** 0-36

## GarGraves Trackage Corporation

**Address:** 8967 Ridge. Rd., North Rose, NY 14516

**Website:** [gargraves.com](http://gargraves.com)

**Email:** [gargraves@gargraves.com](mailto:gargraves@gargraves.com)

**Phone:** 315-483-6577

From its humble beginnings in the 1940s with its revolutionary flex track, GarGraves is celebrated today as one of the go-tos for those looking to scale their railroad empire in the 3-rail world. Though still producing realistic flex track, the company has also branched into sectional brands of straights, curves, and switches. GarGraves has two product lines: "Regular" with all three rails, nicknamed

bright rails, made of tinplate or stainless; while "Phantom" uses a black oxide process on cold rolled steel for the center rail, creating the illusion of a more realistic 2-rail track.

Phantom line

**Type:**

Flexible and sectional tinplated or stainless steel outer rails with black oxide process on cold rolled steel for the center rail, and black or gray plastic ties

**Available components:**

Straights, curves, fitter pieces, transition pieces, turnouts, 90 degree crossovers, bumpers, dual scale pieces

**Curve radii:**

O-32 O-42, O-54, O-63, O-72, O-80, O-89, O-96, O-106, O-113, O-120, O-128, O-138


Regular line

**Type:** Stainless steel with black or gray plastic ties

**Available components:** Straights, fitter pieces, transition pieces, turnouts

**Curve radii:**

O-32 O-42, O-54, O-63, O-72, O-80, O-89, O-96, O-106, O-113, O-120, O-128, O-138



The following manufacturers offer both sectional and flexible realistic tracks in a vast range, which can also connect to one another: GarGraves, Atlas 3RL, MTH ScaleTrax, Ross Custom Switches, and K-Line Super-K and SuperSnap.

K-Line

K-Line is not in business. You can still find used tubular and realistic tracks from the company - Super-K and SuperSnap with the "Shadow" third rail - in the secondhand market and online stores such as [Trainz.com](http://Trainz.com). Chatting with those in the hobby, K-Line track is often referred to as "oldies but still goldies."

Lionel Trains, LLC

**Address:** 6301 Performance Dr., Concord, NC 28027

**Website:** [lionel.com](http://lionel.com)

**Phone:** 586-949-4100

Once the king of tubular track, Lionel has long since switched course. The long-lasting company of electric toy trains is now considered top dog in roadbed track with its ever-growing FasTrack. From sets and packs to individual items with unique features, Lionel isn't afraid to pull out all the stops in this product line. As for tubular tracks, Lionel no longer sells them new today. However, an abundance of used is still available across the traditional and digital markets.

**Type:** Roadbed with steel rails

**Available components:**

Straights, curved, turnouts, crossovers (45 and 90 degrees), lighted sections

**Curve radii:** O-31, O-36, O-48, O-72, O-84, O-96

Menards

**Website:** [menards.com/trains](https://menards.com/trains)

While Lionel has been out of the tubular track game for some time, Menards has since picked up the mantle. The home improvement chain offers a growing range with curves as tight as O-31.

There are also tubular tracks that'll serve as adaptors to FasTrack.

**Type:** Tubular sectional

**Available components:**

straights, tubular to FasTrack transition pieces, bumpers, crossover (90 degree), grade crossing, fitter pieces

**Curve radii:** O-31, O-36, O-42, O-54, O-72, O-96



Menards currently sells tubular track and is still expanding its line of track products.

MTH Electric Trains

**Address:** 7393 Washington Blvd., Suite 101, Elkridge, MD 21075

**Website:** [mthtrains.com](https://mthtrains.com)

**Phone:** 410-381-2580

For years, MTH has had its hat in the ring when it came to roadbed and realistic tracks for its RealTrax and ScalTrax, respectively. Founder Mike Wolf's initial retirement in May 2021 led to the downsizing of the company. MTH continues to produce the RealTrax line.

**RealTrax**

**Type:** Nickel silver rail with attached roadbed

**Available components:**

Straights, turnouts, crossovers (45 and 90 degrees), operating track, RealTrax to tubular adapter, grade crossing, fitter pieces, bumper, elevated trestles

**Curve radii:** O-31, O-42, O-54, O-72

Ross Custom Switches

**Address:** 45 Church St., Norwich, CT 06360

**Website:** [rossswitches.com](http://rossswitches.com)

**Email:** [steve@rossswitches.com](mailto:steve@rossswitches.com)

**Phone:** 800-331-1395

As the name implies, the name of the game for Ross is switches, which can be made available through the company's RossPlate tubular track and the realistic Premiere and Super lines. Ross has also branched out to offer curves and straight tracks in those lines. As an added bonus, they also offer RossBed roadbeds, turntables, transfer tables, and bridges.

#### **RossPlate Tubular**

**Type:** Tinned steel tubular rail spiked to real wooden ties

**Available components:** Sectional straights, switches, transitional pieces

**Curve radii:** O-72

#### **Premier and Super lines**

**Type:** Tinned steel rail spiked to real wooden ties

**Available components:**

Straights, curves, switches, double crossovers (45 degrees), bridges, turntables, and transfer tables

**Curve radii:**

O-31, O-36, O-42, O-50, O-52, O-54, O-56, O-60, O-64, O-72, O-80, O-84, O-88, O-92, O-96

## Technical Support Guide Part I

### **MUST READ!** Technical Support Quick Guide!

If you are having any issues, please contact the corresponding manufacturer for help, parts, service or technical assistance first!



TECH SUPPORT	PHONE	EMAIL
American Flyer	586-949-4100 Ext. 3	talktous@lionel.com
Athearn		athearnhelp@horizonhobby.com
Artitec		info@artitecshop.com
Atlas	908-687-0880	csdept@atlasrr.com
Bachmann / Williams	1-267-297-2494	service@bachmanntrains.com OR parts@bachmanntrains.com
BlackStone Models	970-259-0690	support@blackstonemodels.com
Bowser	570-368-2379	bowser@bowser-trains.com
Brekina	+49 7663 93270	info@brekina.de
Broadway Limited	386-673-8900	techsupport@broadway-limited.com
Busch		info@busch-model.com
Circuitron	815-886-9010	support@circuitron.com
Digitrax	850-872-9890 Ext. 2	techsupport@digitrax.com <a href="http://helpdesk.digitrax.com">http://helpdesk.digitrax.com</a>
ESU	570-980-1982	support@loksound.com
Faller		kundendienst@faller.de OR Techischer-Kundendienst@faller.de
Gar Graves	315-483-6577	GarGraves@gargraves.com
Grand Central Scenery	801-891-7255	modeltrees@aol.com
Intermountain	800-472-2530	intermountain@intermountain-railway.com
JTT Scenery	732-225-2100	mrcsupport@modelrectifier.com
Kadee	541-826-3883	mail@kadee.com
Kato	847-781-9500	katoonline@katousa.com
LGB / Marklin / Trix	573-635-1093	

## Technical Support Guide Part II

Lionel Trains	586-949-4100 Ext. 3	talktous@lionel.com
McHenry		athearnhelp@horizonhobby.com
Micro Engineering	1-800-462-6975	service@microengineering.com
Micro Trains	541-535-1755	mtl@micro-trains.com
Midwest Cork	207-512-2550	csr@saundersmidwest.com
Miller Engineering	203-595-0619	milleren@microstru.com
MRC / Model Power / Mantua	732-225-2100	mrcsupport@modelrectifier.com
MTH	410-381-2580	info@mthpartsandsales.com
NCE	585-265-0230	support@ncecorporation.com
Nix Trainz - Decoder Buddy		nick@nixtrainz.com
Noch	+49 7522 9780-0	Email: info@noch.com
PCX	+49 7663 93270	info@brekina.de
PECO		info@peco.co
Piko	619-280-2800	support@piko-america.com
Pola		kundendienst@faller.de OR TechnischerKundendienst@faller.de
Preiser Figures		info@preiserfiguren.de
Rapido	905-474-3314	service@rapidotrains.com
Rivarossi/Hornby	877-358-6405 Ext. 101	customersupport@hornby.us OR technicalsupport@hornby.us
RMT		wmatuch@readymadetoys.com
Soundtraxx	970-259-0690	support@soundtraxx.com
Tam Valley Depot		support@tamvalleyrr.com
TCS	215-453-9145	techsupport@tcsdcc.com
Tomar Industries	509-528-2233	
Trainworx	1-970-874-9747	info@train-worx.com
Walthers Warranty Issues or Parts	1-800-877-7171 Ext. 2221	custserv@walthers.com
Woodland Scenics	573-346-5555	sales@woodlandscenics.com
Viessmann - Vollmer - Kibri		service@viessmann-modell.com OR service@vollmer-online.de OR service@kibri.com

-THE END-



---

## Maine 3 Railers Upcoming Schedule of Events

2026

- April 24 Big Trucks/Big Trains Day ([Public](#)), Topsham Public Library Parking Lot and Community Room, 25 Foreside Rd., Topsham, ME 04086. Set up at 2:30pm Thursday, April 23<sup>rd</sup>, Run Trains Friday from 10am to 1pm. (Volunteers)
- April 25 Great Falls Model Railroad Club Spring Train Show ([Public](#)), Mt. Ararat High School, 68 Eagles Way, Topsham, ME 04086. Set up after 3pm Friday, April 24<sup>th</sup>, Run Trains Saturday from 10am to 3pm. (MOT)
- May 07 Togus VA Medical Center ([Public](#)), Building 204, 1 VA Center, Togus, ME 04330. Set up 8-10am, trains run 10am-3pm, move out 3-5pm. (MOT)
- May 14 Augusta Veterans Home ([Private](#)), 35 Heroes Way, Augusta, ME 04330. Set up 8-10am, trains run 10am-3pm, move out 3-5pm. (MOT)
- July 11 Moxie Festival 2026 ([Public](#)), Lisbon High School, 2 Sugg Drive, Lisbon, ME 04252. Set up Friday, Jul 10 after day camp with trains running Saturday from 8am-4pm. (MOT)
- Sep 27 to Oct 03 154<sup>th</sup> Cumberland County Fair ([Public](#)), Entertainment Building, 197 Blanchard Rd., Cumberland, ME 04021, 9am-9pm daily with set up 8am on Sep 26 and move-out at 8am on Oct 4. (MOT)
- Oct 16 & 17 Baxter Library Book Sale ([Public](#)), Shaw Gym, 75 South St., Gorham ME 04038. Set up from 2-5pm on Thu Oct 15 and trains running from 9am-6pm on Fri Oct 16 and 9am-1pm on Saturday Oct 17. (MOT)

2027

- Feb 13 Annual Maine 3 Railers Model Train and Dollhouse Show ([Public](#)) 10am-2pm. Move in 8am Friday Feb 12, 2026. (Train Show Committee)
- Feb 17 Patten Free Library ([Public](#)), 33 Summer Street, Bath, ME 04530. Layout will be in the Community Room on the second floor. Set up 8-10am, trains run 10am-3pm, move out 3-5pm. (MOT)
- Feb 19 Vacation Week Model Train Display ([Public](#)), Topsham Public Library, 25 Foreside Road, Topsham, ME 04086. Set up Thursday, Feb 18<sup>th</sup>, 2-6pm & Friday, Feb 19<sup>th</sup>, 8:30-10am. Run Trains from 10am-1pm. (MOT)

### M3R General Meetings (All meetings start at 7 pm on Zoom):

- Apr 09 Monthly Club Meeting
- May 14 Monthly Club Meeting
- Jun 11 Monthly Club Meeting
-

---

## Maine 3 Railers Group Email:

The Maine 3 Railers have a group email account in which all members are enrolled. This is the primary channel of communication for club meetings, events, and activities. This also enables members to send emails to other club members. Like club forums, this service allows members to ask questions, provide advice, help other members solve model train problems, buy, and sell items, and pass along model and prototype railroading news of interest.

This is a free service for each member. The group “owners” (Dana Lindsey, and Art Shean) will add your name and email address when you join the club. You will then receive an email with a link to accept the invitation. Follow the link to confirm your account. You may not receive emails if this step is not completed. We restrict the use of this service to M3R members. Because the site is not moderated, Dana or Art will review your first two posts to assure you are a member. The URL for our group is: <https://groups.io/g/M3R>.

Once subscribed you can email all other M3R members by addressing your email to [m3r@groups.io](mailto:m3r@groups.io), email individual members by using the Directory, update your personal profile, change how you receive emails, or unsubscribe. If you have any questions, contact Dana Lindsey, M3R Secretary.

---

### Portland Railroad Quiz Answers:

Upper left corner- Sanford and Eastern

Lower left – Boston & Maine

Upper right – Maine Central

Middle – Portland Terminal Company

Right edge – Grand Trunk or Canadian National

Lower right – Greater Portland Public Development Commission Industrial RR

---



# MAINE 3 RAILERS

The 2026 Maine 3 Railers club car will be a modern tank car for Poland Spring. The car will be produced in two road numbers. The pre-buy price for members will be \$60.00, (Pre-buy deadline is April 30, 2026) non-members and cars ordered after the deadline will be \$70.00. Conceptual artwork below, yet to be added, road numbers and car markings

Pre-buy orders are important for the club car orders for two reasons, one that we have enough orders to meet the minimum requirements and two that we are not left with any unsold cars. The 2025 Moxie Boxcar, yet to be delivered, there are only 7 left to be sold.



Item Number	Description	Quantity	Price	Total
RD # 2620	Poland Spring Tank Car #1		\$60.00	
RD# 2622	Poland Spring Tank Car #2		\$60.00	
	Shipping if desired per car		\$12.00	
	<b>TOTAL ENCLOSED</b>			

NAME \_\_\_\_\_ PHONE \_\_\_\_\_

ADDRESS \_\_\_\_\_ CITY \_\_\_\_\_ STATE \_\_\_\_\_

ZIP \_\_\_\_\_

Price includes the current 10% Tarif, should this increase at the time of delivery, a price adjustment may be made. Payment should be mailed to Rick Hills, Maine 3 Railers, PO Box 31, Amherst, NH 03031

# GREAT FALLS MODEL RAILROAD CLUB'S



## APRIL TRAIN SHOW



**Saturday - April 25<sup>th</sup>, 2026**  
**10 am - 3 pm**

Mt. Ararat High School - 68 Eagles Way - Topsham

\$5 for Adults (children under 12 free with adult admission)

**Free parking and Handicapped accessible**

- Dealers selling new & used trains
- Operating layouts
- Model Displays
- Equipment in N, HO, S, O & G scales
- Over 100 tables
- Large variety of railroad books
- Scenery supplies
- Refreshments

**LEARN MORE AT [GREATFALLSMODELRRCLUB.ORG](http://GREATFALLSMODELRRCLUB.ORG)!**

# Maine3Railers Elected Officers and Appointed Positions

Elected Officers and Executive Board Appointed Positions and Committees

2025-2026

## President



Bernie Pender  
[president@maine3railers.org](mailto:president@maine3railers.org)

## Vice President



Dave Hodgkiss,  
[vp@maine3railers.org](mailto:vp@maine3railers.org)

## Secretary



Dana Lindsey,  
[secretary@maine3railers.org](mailto:secretary@maine3railers.org)

## Treasurer



Rick Hills,  
Maine 3 Railers  
PO Box 31  
Amherst, NH 03031  
[treasurer@maine3railers.org](mailto:treasurer@maine3railers.org)

## At Large



Jeff Jacobs,  
[jeff@maine3railers.org](mailto:jeff@maine3railers.org)

## At Large



Ernie Vannah,  
[ernie@maine3railers.org](mailto:ernie@maine3railers.org)

## Recent Past President



Gene Thayer,  
[pastpresident@maine3railers.org](mailto:pastpresident@maine3railers.org)

**Club Car Committee:** Richard Ridolfo, Chair  
Members: Bill Halley, Rick Hills, Dave Hodgkiss, and Jeff Jacobs.

## Club Car and Merchandise Sales:

Dave Hodgkiss,  
[clubcar@maine3railers.org](mailto:clubcar@maine3railers.org)  
Maine3Railers, PO Box 31, Amherst, NH 03031

## Event/Outreach Team:

Sam Carr, *Coordinator*  
Gene Thayer, *Coordinator in Training*  
Members: John Ash, Frank Folker, Jeff Jacobs, Doug Pollock, Art Shean, Carlton Spring, and Ken Thorson

## M3R Activities/Training Committee:

Rick Hills, Chair  
Members: Dave Hodgkiss, Brian Inch, Jeff Jacobs, and Mark Lasher

## Property Manager:

Dave Hodgkiss

## Train Show Committee:

Co-Chairs: Jeff Jacobs and Gene Thayer  
Members: Paul Brown, Sam Carr, Dave Hodgkiss, Dana Lindsey, Doug Pollock, and Richard Ridolfo

## Special Projects Manager:

Jeff Jacobs

## Event Layout Design:

Jeff Jacobs (Special Events)  
Art Shean (Mobile Outreach Events)

## Webmaster:

Mark David, [webmaster@maine3railers.org](mailto:webmaster@maine3railers.org)

## YouTube Channel Master:

Carlton Spring,  
[youtubechannelmaster@maine3railers.org](mailto:youtubechannelmaster@maine3railers.org)

## M3R Club Greeter:

Doug Pollock

## Newsletter Editor:

Art Shean  
[artshean@comcast.net](mailto:artshean@comcast.net)

*The IRS recognizes the Maine 3-Railers as a 501(c)(3) charitable organization.*

Maine3Railers

Post Office Box 31  
Amherst, NH 03031