



MAINE 3 RAILERS

M3R CLUB NEWSLETTER FOR JUNE 2026

Our Next Meeting is Thursday Evening, June 11, 2026, at 7:00PM on Zoom. Watch for an invitation and link to join from our Club Secretary, Dana Lindsey.

CLUB HEADLINE NEWS

- **President Thanks Sam Carr for Long Service as Event Coordinator**
- **Editorial from Dave Hodgkiss**
- **Poland Springs Club Cars Going Fast**
- **Upcoming Club Activities Confirmed**
- **Togus VAMC and MVH-A Event Reports**
- **More Views from Doug's Chair**
- **Rocko Graziano Shares His Visit to McCormick-Stillman Railroad Park**
- **Jan Williams' New England Mill Project Update**



A Message from the President from Bernie Pender

As we officially head into the summer season, I recalled how incredibly busy and successful the spring was for the Maine 3 Railers.

First and foremost, a huge thank you to everyone who stepped up, volunteered, and represented the club at our recent events, especially the Great Falls Train Show. Our mission has always been about promoting our **Hobby** through outreach, and seeing our members engage so passionately with the public is a reminder of why this club is so special. Because we don't maintain a permanent layout, these public shows are our main stage - and you all knocked it out of the park. A special thanks goes out to the Outreach Team. Sam Carr will be stepping away from some of his responsibilities as Event Coordinator and Outreach Team Chairperson. When you see Sam, please be sure to thank him for his incredible dedication and hard work for the Club over many years.

As the weather warms up, many of us will be dividing our time between the train tables, travel plans, and summer projects. However, our work in keeping the hobby alive and thriving doesn't stop. We have a fantastic lineup of summer events to keep us connected over the next couple of months. Thank you all for your continued dedication, hard work, and shared passion for model railroading. Enjoy the beautiful June weather, and I look forward to seeing you at our upcoming events!

Mark Your Calendars: Upcoming Club Events

We have a busy summer ahead! Be sure to note these dates and join in on the fun:

- **June 9th – Club Trip to the Mount Washington Cog Railway:** A spectacular day out experiencing historic mountain railroading up close.
- **June 24th – Legacy Training Session:** Join us to sharpen your skills and learn the ins and outs of Lionel's Legacy system. Perfect for anyone looking to be more comfortable with the technology.

- **July 10th–12th – Moxie Festival:** We will be setting up and engaging with the public at this classic Maine community event. (Note: The main festival runs all weekend and our layout will be in the High School cafeteria on Saturday; come out and support our display!)
- **July 15th – 2nd Annual Summer Meeting at Bradbury Mountain:** Back by popular demand! Join us for a casual outdoor meeting, great conversation, and a beautiful summer day at the state park.

Happy Railroading, and I'll see you around the bend!

Bernie, President, Maine 3 Railers



Editorial Comment from Dave Hodgkiss

The following is an editorial comment from a M3R member in good standing. His comments are his alone and do not necessarily represent those of the M3R Club officers, Club staff, or Club Newsletter.

I have had something on my mind that I must discuss. When I joined the M3R Club 4 years ago, it was with excitement that I would be part of a group of like-minded people in **The Model Railroading Hobby**. I looked forward to learning new things such as wiring, landscaping, ballasting, and the general upkeep of a model railroad. We as a group have a wealth of knowledge. I encouraged in person meetings and training. We have done some of that with great effort from certain individuals. Sadly, with a membership of approximately 130, these were lightly attended. The efforts put in by those leading the training sessions were extraordinary.

After being with the club for a year, I saw a pattern. The shine was off the apple so to speak. We have a club in a club. We have the Mobile Outreach Team. They do incredible work bringing their joy of the hobby to others. I commend this group for their dedication, hard work, and demanding schedule. Then there is the other club! The sellers club. I am not opposed to selling stuff. I have bought items from several members. What I have issue with, is when we have our Augusta Show or any of the other shows in the area, some members show up wearing their M3R Regalia and sell personal items such as Shirts and Badges.

I see this as false advertising. We must protect the club's image. These items are not club items! I have heard a member state, "I can't dicker on this, it is for the good of the club". I would submit that in the future if anyone is not selling items for the Club, they should have a table away from the club tables. The White Elephant Area should be reserved for groups such as the 470 Club and the New England Steam Group, that are promoting themselves and their message.

On another note, we have several outings coming up: The Cog Railroad, Legacy Training, Joe Landrys Openhouse, and the Summer Outing. I would love to see great attendance at these events. I understand that there may be a giveaway of selected items from the club locker at the Summer Outing. Attendance is mandatory to bring home a treasure.

Regards, David Hodgkiss

If you agree, disagree, or have a comment regarding Dave's thoughts, please drop your Newsletter Editor an email. He will share it with Club members in our next edition. And don't forget to share your next railroading experience with your fellow Club members by emailing your photos to Art Shean at ArtShean@comcast.net





Club Car Committee Update – Great Deal on 2026 Poland Spring Tank Cars by Richard Ridolfo

The 2026 Maine 3 Railers club car will be a modern Poland Spring tank car. The car will be produced in three road numbers. Non-members and cars ordered after May 31, 2026, will be \$70.00. Don't miss out on this fantastic opportunity before they are sold out!! Send your name, address, and check today to:



M3R Treasurer
PO Box 31
Amherst, NH 03031



Activities/Training Committee (A/TC) Report by Chairperson Rick Hills

Members: Jeff Jacobs; Dave Hodgekiss; Mark Lasher; Bernie Pender; Steve Tranni; Rick Hills; and Dana Lindsey, Moderator.

The committee continues to provide announcements using the Club Group Email System to ensure every member is aware of and given the opportunity to participate in the following upcoming Spring and Summer A/TC activities:

- Jun 09 Cog Railway Ride to the Top of Mount Washington, (RSVP - Members & Family) 3168 Base Station Road, Mount Washington, NH 03859. Departing at noon for a 2.5 hour round trip. Please RSVP to Steve Tranni via email at smtranni@gmail.com. (Activities/Training Committee)
- Jun 20 Tour of Norm's O Scale Hobby Shop & 2 Rail O Gauge Layout (RSVP - Members), 41 Roosevelt Trail, Casco, ME 04015. 11am-1pm, Please RSVP to Steve Tranni via email at smtranni@gmail.com. (Activities/Training Committee)
- Jun 24 Legacy Operations Training (RSVP - Members), Curtis Memorial Library, 23 Pleasant St., Brunswick, ME 04101. 10am-2pm. (Activities/Training Committee)
- Jul 15 2nd Annual Summer Meeting! (RSVP - Members & Family) Bradbury Mountain State Park, 528 Hallowell Rd, Pownal, ME. 10am-2pm. (Activities/Training Committee)
- Jul 22 Visit/Tour – Bar Mills Model Company (RSVP – Members) 102 Towle St., Buxton, ME 04093. 10am-2pm. (Activities/Training Committee)
- Aug 26 Joe Landry's Open House (RSVP - Members & Family) 19 Orestis Lane, Lewiston, ME 04240. 10am-2pm (Activities/Training Committee)

Event attendance is super critical to making our club a success. Your interest and participation will determine the frequency and type of activities the A/TC will pursue in the future. Please make sure to confirm your intended participation at events when event leaders reach out to you with more details.



Maine 3 Railers Surplus Club Car Liquidation by Dave Hodgkiss

Our Executive Board decided to offer the remaining Cianbro and 4 Bay Hopper Summer Cars for \$30 each to club members. Limits are 1 car each per person. In other words, you may purchase one Cianbro Car and one 4 bay hopper for \$60 If you choose to purchase

both. Pick up will be at the Club Locker in Topsham on a future To Be Announced (TBA) date. Mailing can be arranged at the prevailing cost.



Please send your orders or any questions to me at dwh39@aol.com.



M3R YouTube Channel Update by Channel Master Carlton Spring

May was **VETERANS** month for the Mobile Outreach Team with 2 events. Our first event was our visit to the Togus VA Medical Center on May 7th. A week later we visited the Augusta Veterans Home on the 14th. Both events were very well attended.

Please view the videos if you haven't had a chance to view them yet. The links to the videos of both events are provided below for your convenience.

Link to Togus visit: <https://www.youtube.com/watch?v=rCeInKHV7vM>

Link to Augusta Veterans Home visit: <https://www.youtube.com/watch?v=i8vNthsryiQ>



The Maine 3 Railers have Club Clothing Available for Purchase by Dave Hodgkiss


Here are some M3R clothing items for sale along with the pricing for them:



- Polo shirts -short sleeve - \$25 to size XL, \$30 for larger (dark blue)
- Denim shirts- Long Sleeve Blue- \$35 to size L, \$38 for XL, size XXL and XXXL \$43, Hats, with or



EVENT REPORTS:



If It Ain't One Thing, It's Some Thin' Else by Art Shean

Thursday May 7, 2026, the Maine 3 Railers Mobile Outreach Team (MOT) visited the Togus VA Medical Center in Augusta, Maine to provide a model railroad display for their patients and staff. As in the past we were well received but, on this day, we faced numerous challenges throughout our visit. The crew of Sam Carr, Ed McCreey, Doug Pollock, Art Shean, Carlton Spring, and Gene Thayer arrived at the sprawling medical center shortly before 8 am in front of the Primary Care Clinics, Bldg. 205 with a 10 am target to run trains until 2 pm. Unbeknownst to us we faced a long day, despite the reduced number of planned hours of operation.

When we arrived, the Togus staff had multiple carts awaiting us in the lobby of Bldg. 205 to facilitate unloading and transporting our equipment to our setup location. This visit, as per the last few years, we setup in the hallway outside of the Patriots Café in Bldg. 204. Located outside of the main cafeteria on the main inside hallway was an advantage – lots of traffic passing by. On the other side it had its disadvantage – lots of people passing by while we unloaded and began set up. The normally wide aisle seemed much narrower with our equipment, tables, automated floor washing robots, early arriving wheelchair patients, and passing staff.

Planned Layout

The planned layout for the day included two main track loops and two raised trolley lines on a 5'x29' surface provided by seven plastic folding tables, five custom inserts, and three raised platforms. We brought over 160 feet of Lionel FasTrack, an array of engines, an assortment of rolling stock to celebrate veterans, and forty-nine buildings and accessories to complete the scene. However, despite our best efforts much of our preparations were negated by a severe time crunch overcoming multiple time absorbing challenges.



Obstacle 1: Our first obstacle of the day was the transit with equipment through various corridors from Bldg. 205 to the VA Main Street outside of the café. This required careful navigation through

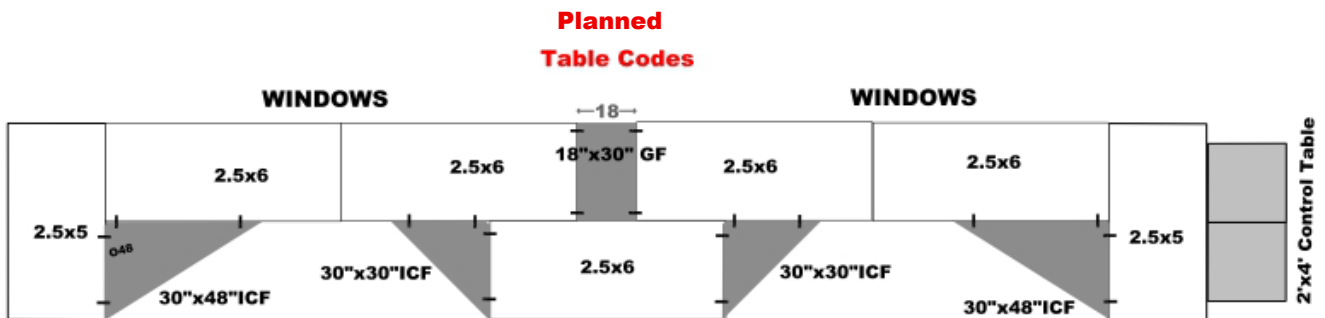
multiple narrow hallways and repeated trips. As we finished unloading, we moved our vehicles to Lot 1 down a small hill from the entrance to Bldg. 205. When all our equipment was finally staged, we began positioning the tables which were to be provided by Togus to our specification.



Doug had to take a break after just one trip. The distance and carrying his lunch and "Tribute to Veterans" display took a toll.

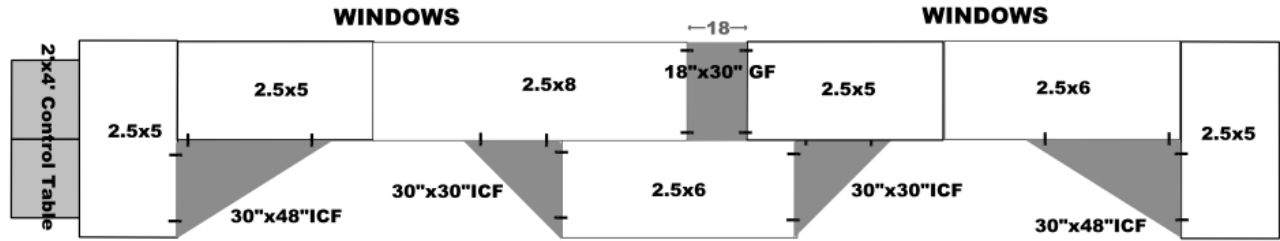


Obstacle 2: With everything unloaded, transported, and stacked, our next obstacle cropped up. Part of our agreement with Togus for our visit was for them to provide the layout tables. Last year when we arrived they provided multiple 5 foot tables when we expected 6 foot tables. So this year we wrote and confirmed that they were to provide five 2.5'x6' tables and two 2.5'x5' tables. Beside track dimensions this choice was important because we planned on using the fitted Club table covers custom made for 2.5'x6' tables.



Unfortunately, when we began organizing the tables we discovered the Togus folks provided one 2.5'x8', two 2.5'x6', and four 2.5'x5' tables. This drove the crew into on the spot redesign mode to figure out how to reconfigure the tables and how to use the table covers we had available to cover the unplanned length tables. The custom fitted covers were not going to easily fit on an 8 foot table. The thinking and juryrigging along with the equipment transit absorbed valuable time before the first track was laid.

**Reconfigured
Table Codes**

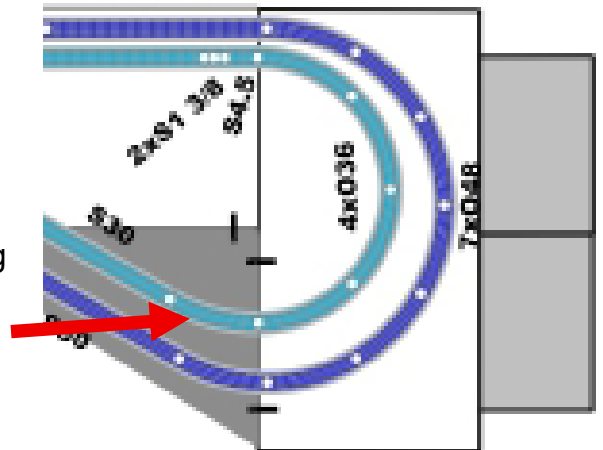


We also moved the control table from one end to the other because the power plug was more readily accessible on the left side versus the right side.



Obstacle 3: After sorting out the tables and covers we began laying track. The crew promptly assembled the outer track and despite the table reconfiguration it fit the table top well. However, while laying the inner track loop the crew on the right side of the layout ran into trouble. The track coming out of the inner right 180 degree curve did not continue parallel with the outer track. The design called for four O36 tracks but showed five curves. Adding another O36 drove the following straight track offline. After several attempts they called in the designer who discovered that the fifth curve was not labeled and could not be another O36 curve. With the layout designed to have the left side a mirror image of the right, we confirmed the unlabeled curve was supposed to be an O48 curve. With the curve installed

Unlabeled Curve



everything aligned and we were back on track. However we took another hit on time. With the inner track laid, we then placed two elevated platforms, an elevated trolley station platform, and the elevated trolley line track without incident.

Obstacle 4: With all the track in place a crew member checked the time. It was 9:50am! With a 10 o'clock target to run trains we were woefully behind schedule and serious decisions were required regarding track power, engines and consists, buildings, accessories, and wiring. First priority was track power, engines, and consists. After all, what is a model train layout without trains running? Sam, Carlton, Doug, and Gene focused on these important elements. Meanwhile, Ed and Art began unpacking and placing buildings with wiring to support only the most essential items such as the carnival rides on the middle raised platform. In the end, fewer than half the planned buildings and accessories were placed and the engines ran but with intermittent uncontrolled stops. Therein lies obstacles 5 and 6. Fortunately, the trolleys ran well all day. With accelerated effort the team had the layout functioning before 11 o'clock.



Obstacle 5: Outer Track Dead Section

In honor of the Veterans visiting our layout, Carlton Spring ran his military consist on the outer main line loop pulled by his George Bush #4141 diesel engine. The consist included 11 cars with each of the military services to include the Coast Guard and MIAs represented.

For most of the morning and into the early afternoon, the Veteran's Consist would stop between the power terminal in the front middle of the layout and the M3R overtrack billboard on the front right of the layout. At first we thought it was the George Bush engine. In the past it has been sensitive to voltage



variations. After changing it for another engine we continued to have trouble. Next we thought a track joint just right of the curve coming out of the power terminal was moving as the train passed over it. To no avail we tried to insert various shims to minimize track movement. The consist continued to stop in the same location. In desperation we took out our voltage meter and found that the entire track section from power terminal to sign was dead. After replacing the entire section with different track the problem was solved and the train ran free from stoppages the rest of the afternoon.

Obstacle 6: Inner Track Loop Wiring

On the inner main loop Sam ran a Club car consist pulled by his Boston & Maine steamer. It ran consistently through the morning but Carlton noticed that it slowed down entering the tunnel beneath the Carnival raised platform in the middle of the layout. Later in the afternoon it would even stop occasionally in the same spot.

Turns out the stoppage occurred next to the second inner loop power terminal which we did not connect to the transformer because the terminal wire was too short when we relocated the control table from the right to the left side of the layout. During set up we could not find the extension to complete the circuit. After a more thorough search we found the cable, hooked it up, and problem was resolved.



Obstacle 7: Menards and Woodland Scenics Buildings & Accessories Packaging

This is a carry over from our participation in the Great Falls MRC Spring Train Show. At the show, Ed McCreery was a huge help during the layout breakdown and pack up. Repackaging buildings and accessories is often a time consuming activity which starts shortly after shut down but usually finishes after everything else is packed. Ed stepped up and repackaged items as if he had done it his entire model train career. However, he was a little frustrated because many of the packaging was not labeled so matching items to their packaging was hit or miss. He also found that the outer plastic covers were easily dislodged when the reassembled packages were placed in boxes for transport.



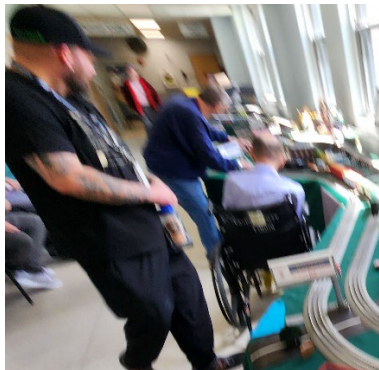
Facing this same challenge following every future train display, Ed came to the Togus VAMC prepared with magic markers and elastic bands. On his own initiative he labeled every package we had for easy retrieval and placed large elastic bands around each building to stop the covers from coming loose. Smart move that paid dividends when we began pack up at 2pm.

Packup and Move out

With only seven tables, two consists, and a limited number of buildings and accessories, we quickly dismantled everything and packed it for transport back through the halls to the exit in Building 205.



In summary, the day's outcome depended on your perspective. Like a Superbowl, if your team won it was a great day. If your team lost then it was a bust. In this case, the patients and staff that visited the layout enjoyed it and thanked us for coming. Even those just passing by grabbed a glance and you could catch a smile or two on their faces.



From the crews perspective, it was a long day battling each obstacle as it was encountered. Despite the frustration, the crew made it work and demonstrated for our visitors how experienced operators make a layout tick. From a coordinator and designer perspective, the day was a disaster. Lots of lessons to be learned and factored into future visits.

As we left Bldg. 204 for the exit in Bldg. 205, I snapped this picture of a picture on the hallway wall. It reminded me that even the longest day has a sunset in the distance as we headed home.



Photography by Sean & Spring



The 3Es (Easy In, Experienced Crew, and Enthusiastic Residents) by Art Shean




Thursday, May 14, 2026, your Mobile Outreach Team (MOT) visited the Maine Veterans Home-Augusta (MVH-A). The home is located just off Interstate 295, Exit 13 in Augusta across Old Belgrade Road Route 3 from the Maine General Medical Center.

From the postings the home's staff clearly expected our visit. And as expected, this is a top shelf facility with a first class staff. Should I ever need a place to recover, this would be the place!



The crew of Sam Carr, Dave Christie, Doug Pollock, Art Shean, Carlton Spring, Gene Thayer, and Ernie Vannah arrived at the MVH-A shortly before 8am and quickly unloaded Carlton's, Sam's, and Art's SUVs. Resident and longtime Club member, Jerry Gotreau, joined the crew multiple times during the day to keep us on task. Unlike Togus VAMC, our setup area was less than 30 yards from the front door, through the lobby, and into their theater.

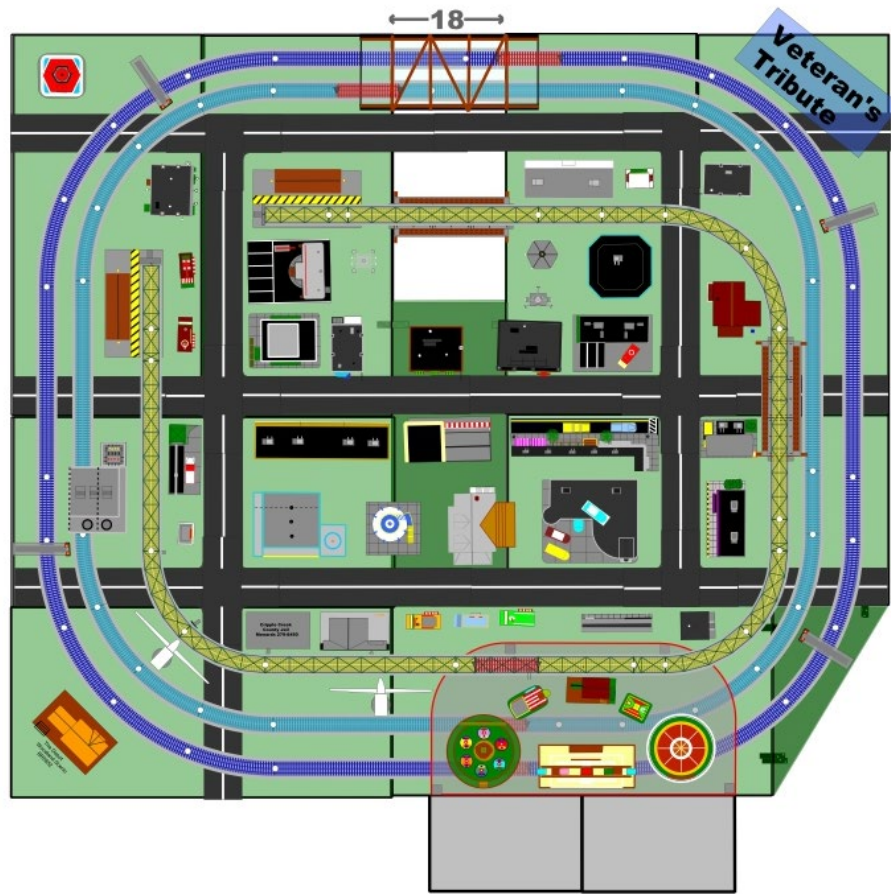


We rolled eight 2.5'x5' tables out of the theater closet and began setting up without delay. Assembly went smoothly with ample number of highly experienced crew members, and we were up and running well before our committed 10 o'clock run time.




The layout included two outer track loops and a single trolley line on 113+ square feet of tabletop.








On the inner main line, Sam ran a shortened Club car consist. Carlton threw in the Red Sox car for local interest.



On the outer loop, Carlton ran his eleven car **"Tribute to Veterans"** consist pulled by his George Bush Diesel #4141:





As usual, Doug Pollock set out his **“Veterans Tribute”** color guard and **“Wreaths Across America”** display on the front right corner of the layout.



We had visitors throughout the day. The nursing assistants shuttled residents in, let them absorb the scene, then returned them to their rooms. We must have had more wheelchair folks come through than we have ever had on previous visits.



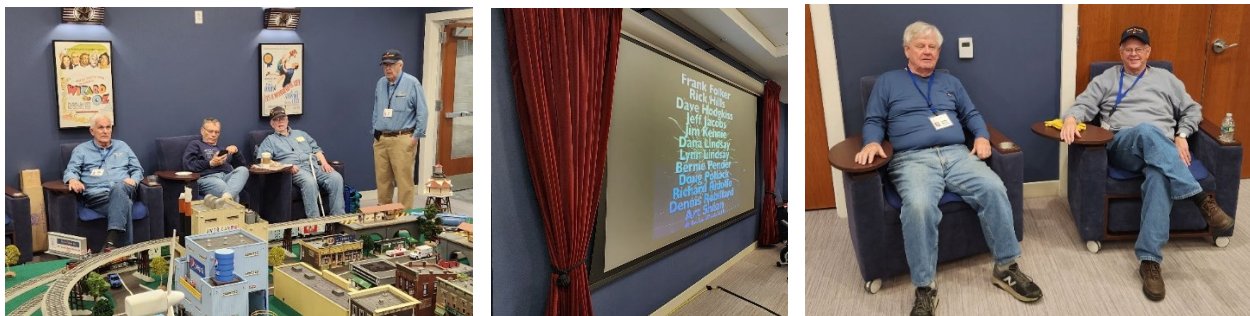
One gentleman stayed with us almost the entire day patiently monitoring our activities in a corner. With about an hour left in our day he invited us to visit his layout that he has set up in his room. It is HO to include a downtown and two loops. He even had a collection of engines and rolling stock readily available in his windowsill. Nicely done!




Speaking of nursing assistants, the MVH-A assures they have a qualified staff by running multiple Nursing Assistant Certification Courses during the year. It turned out they conducted graduation for their latest class while we were visiting. Congratulation to the recent graduates and their proud family members.



There was a stark contrast between our visit to the MVH-A and the Togus VAMC. Instead of chasing solutions to obstacles, we had time at the MVH-A to sit back in soft lounge chairs and watch Carlton Spring's videos of past layouts.



The below picture on a MVH-A hall nicely captures the sense of tranquillity I felt during our visit and ride home.



Photography by Sean & Spring



The View from Doug's Chair by Doug Pollock

Togus VA Medical Center

Well, we're at Togus, unpacking our cars, and heading to where we are to set up. Usually where we set up is close by, but this set up area is quite a walk from the car - lots of long hallways. We made it and started setting up. First off, there was a slight problem. The tables did not add up to the length we needed. After we took care of that we got set up and ready to run. As planned, we are set up in a hallway with people going by all the time, which is usual for this place. U have to be on your lookout all the time. It can B hectic, but it is FUN. Some people go by and hardly look at the trains while others were amazed.



The robot they use to clean the floors tried to go by our layout and could not make it. So, someone had to call to get it removed. Earlier, I told it to stay put so I could do something and it did. Beside a robot, I met a man there that new a friend of mine for over 30 years and he knew him longer. Small world!

We had extra help both setting up and breaking down. Compared to setup, breakdown went fine. Overall, it was a very rewarding and interesting time for us, the veterans, visitors, and staff.

Maine Veterans Home-Augusta

We are at the Maine Veterans Home and what a beautiful place this is. The tables are on wheels and U just pop the tables up. Again, we had extra help which made setting up more fun. We had a great set up with a few small glitches, but it ended up being great. There was a man that sat by the piano for a long time and did not say anything to us. Others stopped by all day except during lunch. Some came back 2-3 times. Our layout was that interesting to them.

We have been doing this event at the MVH for years and in this new building I think for 3 years. But I can't remember having the turn out like we had this year. Resident veterans, staff, and guests kept telling us how thankful and pleased they were to have us there. It was a wonderful day for all. Jerry Gotreau and his wife Sharon stopped by and Jerry got in the group picture. It was great seeing them.

Lunch was different. They had a baked potato bar which was great (I had one at home a day or so later).

Back to the Veteran by the piano. He was waiting to invite us to his room because he has a HO layout and he was pleased that the guys went down to see it. Also, when we first arrived a Veteran came up to me and asked if the guy with the corvette was here. I said not yet but if he comes, I will have someone get a hold of U. The person with the corvette could not make it. One Veteran remembered me from our last visit, and he invited me to his room. I went with him and what a great room. He has pictures of his past wife and family all over his walls. While there we visited for a while. It was a great time. What a nice guy.




OUR VISIT WAS A WONDERFUL TIME FOR EVERYONE!! They say some gave their all, BUT A LOT ARE STILL GIVING. GOD BE WITH THEM ALL & KEEP THEM SAFE.

KEEP QUIET

I went out for a streetcar ride. When a drunk man got on the car, an old lady said to the conductor, "Do you allow drunken people to ride this car?" The conductor replied, "Yes, just sit down, keep quiet, and no one will notice you."

Until we meet again, B Safe and keep the tracks clean, Doug



Railroad Park in the Desert by Rocko Graziano

A recent trip to Scottsdale, Arizona for a Golf tournament left me with a free afternoon before my flight back to the East Coast. With my summer hobby satiated, I took the chance to indulge my winter hobby and planned a visit to the [McCormick-Stillman Railroad Park](#).



Upon arriving you are greeted by a MAGMA Arizona Railroad Baldwin 2-6-0 built in 1907, and the Roald Amundsen Pullman Car "used by every president from Herbert Hoover through Dwight Eisenhower". You gain access to the car through the Scottsdale Railroad Museum and its collection of railroading artifacts from the 1900s.



Tight Quarters Inside the Roald Amundsen



Train schedules from around the country, including Maine Central (April 27, 1941) and Boston & Maine (March 11, 1940)




Outdoor railroad cars from Buddy L Toys



Let him out! (If you know, you know)

Next door to the museum is the Model Railroad building, home to three separate 1,280 square foot layouts in O, HO & N gauge. Each layout is maintained and run by a different model railroad club. The hall also has small Z-scale and American Flyer layouts, and additional scales abound in various nooks and crannies.



The Railroad Hall as you enter

The O-Gauge layout was very impressive. Hand-motion detectors trigger trains and accessories. Multiple scenes of city, town, village and wilderness life, and plenty of fanciful features to delight kids of all ages (my favorites were the dinosaur gathering being confronted by Flintstone figurines and the model of "Old Arizona"). Plenty of stick-built structures were interspersed by some favorites from Menards. Lots of trains, lots of motion, and more details than you could absorb on a single visit.



The Dinosaur Park with the Flintstones



*Various scenes from the O-Gauge Layout
(Jail Break, City Life, Stockyard, Distillery)*



Old Arizona

The N and HO-Gauge layouts were more traditional desert-themed landscaping efforts. The effort is very evident, bringing you back in time when the desert was home to more cacti than people. The only disappointment was the lack of train movement on these layouts – I guess they only run the stock when club members are around.



The N-Scale (above) and Ho-Scale (below) had terrific desert detailing



You can almost hear the steers in the pens



Great Trestle Bridge (Above) and Vintage Downtown (Below)



As I was touring the O-Gauge layout I stuck my head into the workshop and remarked “this is very impressive guys.” I was warmly greeted by Ron Smith & Bill Lazenby, members of the [Paradise & Pacific Railroad Club](#). I introduced myself and explained I was visiting from Maine. “There’s a model club up there isn’t there?” asked Bill, to which my “Yeah, the Maine 3 Railers, I’m a member” brought smiles to their faces.

Now, at this point some of you know where this story is headed. Ron & Bill were two-thirds of the team who presented this very museum to our club via Zoom in February 2021 (a presentation I missed and had no recollection of). They were delighted to get a local visit and took me on an

inside-the-ropes tour of their layout controls and impressive collection of engines and rolling stock, including our 2018 Cianbro gondola.



Bill (left) and Ron (right) with our 2018 Gondola

We had a delightful discussion about the ongoing renovations to the layout. As our time wrapped up, Bill asked if I preferred white or red? “Well, white” – and he handed me one of their 50th anniversary boxcars to bring back for our club’s collection. Terrific guys, and great way to wrap up my trip to Arizona. If you ever find yourself near Scottsdale, stop by. The museum & park are open 7 days a week.



New England Mill Background Building Update by Jan Williams

I made good progress this month on my background scene. The left picture below shows the sugar loading tower, which is almost finished. Painting the stonework was a long, tedious process! The tower has had one coat of thin black wash to tone down the colors and show the mortar. I may dirty things up a bit more and will add some steps to the door.



Right picture above shows the tower and the factory in place on the layout. I have a Miller Engineering sign for the factory roof; that should be it for the factory.

The next phase is to add some buildings to the area in front of the factory to which I've made great strides. Picture below shows the scene right now.



The residences shown on the right are made from leftovers from building my city. Here's a portrait, still partially painted. I bought these perhaps 25 years ago, produced by a guy in Scotland. They are cast plaster. Wish I had bought more... anyway, these tiny residences are common in the UK; they were built to house mill workers in the nineteenth century. They now are tiny but very upmarket residences...



The foam board place holders imitate Down Town Deco models purchased recently, about to be built. I should comment on Down Town Deco... I used their models in building my city 20+ years ago. I recently contacted the owner, Randy Pepprock. He is alive and well, still designing models. These kits, made from cast plaster, are magnificent for creating gritty, center city scenes.

There are two schools of thought regarding painting plaster cast buildings. One school says paint directly on raw plaster, to maintain the grittiness of stone and mortar. The other says use primer paint first, then paint against a stable background. I prime.

I should repeat, the biggest risk in projects like this is to rush, get it finished. I fight that every day. Just finish each task slowly and carefully. The future will come fast enough...



Maine 3 Railers Upcoming Schedule of Events

2026

- Jun 09 **Cog Railway Ride to the Top of Mount Washington**, ([RSVP - Members & Family](#)) 3168 Base Station Road, Mount Washington, NH 03859. Departing at noon for a 2.5 hour round trip. Please RSVP to Steve Tranni via email at smtranni@gmail.com. (Activities/Training Committee)
- Jun 20 **Tour of Norm's O Scale Hobby Shop & 2 Rail O Gauge Layout** ([RSVP - Members](#)), 41 Roosevelt Trail, Casco, ME 04015. 11am-1pm, Please RSVP to Steve Tranni via email at smtranni@gmail.com. (Activities/Training Committee)
- Jun 24 **Legacy Operations Training** ([RSVP - Members](#)), Curtis Memorial Library, 23 Pleasant St., Brunswick, ME 04101. 10am-2pm. (Activities/Training Committee)
- Jul 11 **Moxie Festival 2026** ([Public](#)), Lisbon High School, 2 Sugg Drive, Lisbon, ME 04252. Set up Friday, Jul 10 after day camp with trains running Saturday from 8am-4pm. (MOT)
- Jul 15 **2nd Annual Summer Meeting!** ([RSVP - Members & Family](#)) Bradbury Mountain State Park, 528 Hallowell Rd, Pownal, ME. 10am-2pm. (Activities/Training Committee)
- Jul 22 **Visit/Tour – Bar Mills Model Company** ([RSVP – Members](#)) 102 Towle St., Buxton, ME 04093. 10am-2pm. (Activities/Training Committee)
- Aug 26 **Joe Landry's Open House** ([RSVP - Members & Family](#)) 19 Orestis Lane, Lewiston, ME 04240. 10am-2pm (Activities/Training Committee)
- Aug 29 **Annual Model Railroad Days at Seashore Trolley Museum** ([Public](#)), 195 Log Cabin Road, Kennebunkport, ME 04046, 9:30-4pm (MOT)
- Sep 27 to Oct 03 **154th Cumberland County Fair** ([Public](#)), Entertainment Building, 197 Blanchard Rd., Cumberland, ME 04021, 9am-9pm daily with set up 8am on Sep 26 and move-out at 8am on Oct 4. (MOT)
- Oct 16 & 17 **Baxter Library Book Sale** ([Public](#)), Shaw Gym, 75 South St., Gorham ME 04038. Set up from 2-5pm on Thu Oct 15 and trains running from 9am-6pm on Fri Oct 16 and 9am-1pm on Saturday Oct 17. (MOT)

2027

- Feb 13 **Annual Maine 3 Railers Model Train and Dollhouse Show** ([Public](#)) 10am-2pm. Move in 8am Friday Feb 12, 2026. (Train Show Committee)
- Feb 17 **Patten Free Library** ([Public](#)), 33 Summer Street, Bath, ME 04530. Layout will be in the Community Room on the second floor. Set up 8-10am, trains run 10am-3pm, move out 3-5pm. (MOT)
- Feb 19 **Vacation Week Model Train Display** ([Public](#)), Topsham Public Library, 25 Foreside Road, Topsham, ME 04086. Set up Thursday, Feb 18th, 2-6pm & Friday, Feb 19th, 8:30-10am. Run Trains from 10am-1pm. (MOT)

M3R General Meetings (All meetings start at 7 pm on Zoom):

- Jun 11 **Monthly Club Meeting**
- Jul 15 **Annual Summer Meeting (In Person – 10am-2pm)**

Maine 3 Railers Group Email:

The Maine 3 Railers have a group email account in which all members are enrolled. This is the primary channel of communication for club meetings, events, and activities. This also enables members to send emails to other club members. Like club forums, this service allows members to ask questions, provide advice, help other members solve model train problems, buy, and sell items, and pass along model and prototype railroading news of interest.

This is a free service for each member. The group “owners” (Dana Lindsey and Art Shean) will add your name and email address when you join the club. You will then receive an email with a link to accept the invitation. Follow the link to confirm your account. You may not receive emails if this step is not completed. We restrict the use of this service to M3R members. Because the site is not moderated, Dana or Art will review your first two posts to assure you are a member. The URL for our group is: <https://groups.io/g/M3R>.

Once subscribed you can email all other M3R members by addressing your email to m3r@groups.io, email individual members by using the Directory, update your personal profile, change how you receive emails, or unsubscribe. If you have any questions, contact Dana Lindsey, M3R Secretary.



Maine3Railers Elected Officers and Appointed Positions


Elected Officers and Executive Board Appointed Positions and Committees 2025-2026

President



Bernie Pender
president@maine3railers.org

Vice President



Dave Hodgkiss,
vp@maine3railers.org

Secretary



Dana Lindsey,
secretary@maine3railers.org

Treasurer



Rick Hills,
Maine 3 Railers
PO Box 31
Amherst, NH 03031
treasurer@maine3railers.org

At Large



Jeff Jacobs,
jeff@maine3railers.org

At Large



Ernie Vannah,
ernie@maine3railers.org

Recent Past President



Gene Thayer,
pastpresident@maine3railers.org

Club Car Committee: Richard Ridolfo, Chair
Members: Bill Halley, Rick Hills, Dave Hodgkiss, and Jeff Jacobs.

Club Car and Merchandise Sales:

Dave Hodgkiss,
clubcar@maine3railers.org
Maine3Railers, PO Box 31, Amherst, NH 03031

Mobile Outreach Team (MOT):

Sam Carr, *Coordinator*
Gene Thayer, *Coordinator in Training*
Members: John Ash, Dave Christie, Frank Folker, Jeff Jacobs, Ed McCreery, Doug Pollock, Art Shean, Carlton Spring, Ken Thorson, & Ernie Vannah

Activities/Training Committee:

Rick Hills, Chair
Members: Jeff Jacobs, Dave Hodgekiss, Mark Lasher, Bernie Pender, and Steve Tranni

Property Manager:

Dave Hodgkiss

Train Show Committee:

Co-Chairs: Jeff Jacobs and Gene Thayer
Members: Paul Brown, Sam Carr, Dave Hodgkiss, Dana Lindsey, Doug Pollock, and Richard Ridolfo

Special Projects Manager:

Jeff Jacobs

Event Layout Design:

Jeff Jacobs (Special Events)
Art Shean (Mobile Outreach Events)

Webmaster:

Mark David, webmaster@maine3railers.org

YouTube Channel Master:

Carlton Spring,
youtubechannelmaster@maine3railers.org

Club Greeter:

Doug Pollock

Newsletter Editor:

Art Shean
artshean@comcast.net

The IRS recognizes the Maine 3-Railers as a 501(c)(3) charitable organization.

Maine3Railers

Post Office Box 31
Amherst, NH 03031