



MAINE 3 RAILERS

M3R CLUB NEWSLETTER FOR APRIL 2023

NEXT MEETING IS THURSDAY, April 13, 2023, at 7:00PM on ZOOM. Watch for the email from Dana Lindsey with the link to join.



President's Message by Gene Thayer

April is here and the weather is getting better so that means we're going to train shows. First on April 22nd we're at the Southern Maine Model Railroad Club Third Annual Train Show at the Westbrook Community Center which is located at 426 Bridge St. in Westbrook, ME. Then a week later on April 29th we're at the Great Falls Model Railroad Club Show at Mt. Ararat High School at 68 Eagles Way in Topsham, ME. We will be operating a model train layout at both locations. See you there!

On April 10th at our Executive Board Meeting, we will be discussing how to dispose of the train donation we received from Robert Levine and Valerie Schmitt of Falmouth on March 16th. We will also hear ideas from the membership at the regular monthly meeting on April 13th. We received track, train sets, accessories, and other items from a beautiful layout.

With April here, the good news is we will have nice weather to get outside and possibly a lot of rainy days which is good news too because that means we can stay inside and run our trains. What a great month!

UPDATES



M3R YouTube Channel Update by Channel Master Carlton Spring

March provided much needed quiet for the Portable Unit visits. Just one visit this month. On March 23rd a crew of eight M3R members traveled to Augusta to visit the Maine Veterans Home. The link to the video is provided below:

2023 Visit to Maine Veterans Home: <https://www.youtube.com/watch?v=ZZBP4BtpYvI&t=6s>

It looks like April will be very busy with videos planned for 3 events, Big Trucks/Big Trains Day, the Southern Maine Model Railroad Club Show, and the Great Falls Model Train Show. STAY TUNED!!!



M3R Website by Webmaster Tom Hartwell

Not much has changed since the March Club Meeting. We are continuing to add items for sale on the Club Resources page, so when you have a minute, have a look. And stay tuned, as you may know, we recently received a nice donation of Fastrack, various LionChief train sets, rolling stock, landscape items, and accessories both operating and static. This will all be posted on the site for sale. All members will get first crack at these pieces, all in great condition, and at great prices.



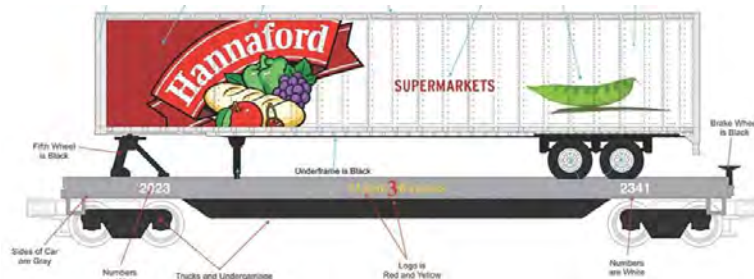
2023 M3R Club Dues by Lou Bragaw

If you haven't sent in your dues, please do it now. Dues for 2023 are \$20 for an individual and \$25 for a family. Make your check payable to the Maine 3-Railers and send it to our club treasurer **Lou Bragaw** at **1 Wren Drive, Topsham, ME 04086**. Call Lou at 207-373-1801 if you have questions.

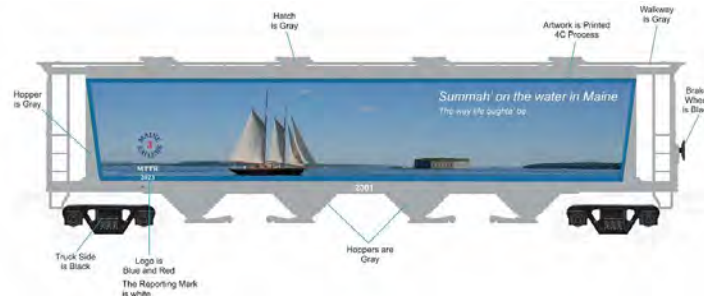


Club Car News by Richard Ridolfo

Sales of the Hannaford Trailer on Flat have been strong. We have a hundred sold leaving about 40 unsold. I believe that by the time they arrive there will be few if any available. Contact Peter Hanson 207-622-4256 and get your order in.



The committee will be meeting shortly to renew work on the 2024 Summer car. Additionally we have received several suggestions for car topics which we will be following up on.



From the Editor by Art Shean

In several venues, the topic of in-person Club meetings has emerged with various suggestions offered to address the concern. Multiple members have expressed a desire to rekindle friendships and enjoy the comradery they remember from past sessions. However, since COVID struck, a number of obstacles have arisen to preclude a smooth return to full contact in-person monthly meetings. For one, geography prevents many members from out of state to easily and economically attend. Likewise, demographics and health continue to impede many members from venturing out for a multi-hour car ride to attend a 30-40 minute meeting. Tom Hartwell in a past email to the editor suggested organizing satellite meetings at various locations around the state to fill the gap but this has not gained traction to date.



While reviewing photos of our recent visit to the Topsham Public Library one particular photo caught my attention and triggered me to review pictures from multiple past Club visits. In the Topsham photo, Ken Thorson and Doug Pollock welcomed a surprise visit to the layout by Fred Guth and his wife.

Two things caught my attention. How much they appear to be enjoying their visit and the number of vacant seats available in which other members could have been seated.

At the Spring 2019 Great Falls Train Show a gang of members showed up to setup our Club model train layout and for the show. From the pictures they did not need chairs to meet and greet.



At the Pittsfield Library in 2019 so many guys showed up that we had to add chairs in an adjacent hallway. They also enjoyed spending time together in small groups at a local restaurant for lunch or touring the Pan Am Executive Train parked across the street from the Library.



At Wilbur's Chocolate Factory in 2020 so many members showed up that we organized a side trip to L.L. Bean to alleviate congestion in the small display area.



Subset of the 2020 Wilbur's Chocolate Factory Crew

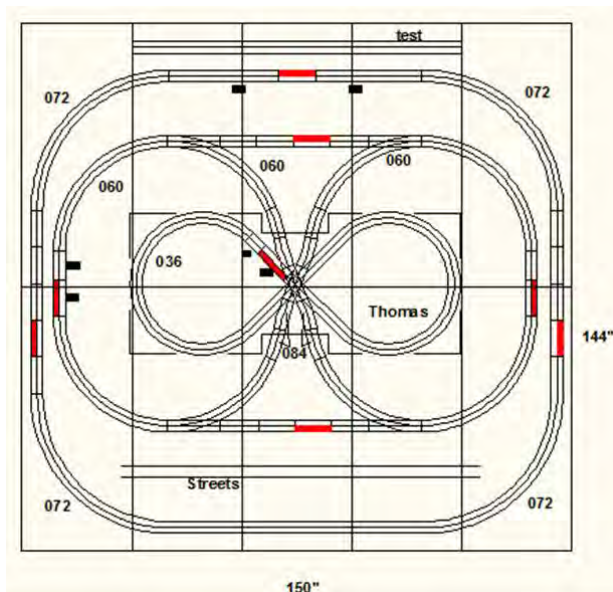
My thought is we may already have a mechanism in place for members to meet in-person to rekindle friendships and swap stories. Sam Carr as our Event Coordinator, works hard to organize 20-25 visits a year where we run trains and interact with visitors. There are three scheduled in April alone. The locations stretch from Portland to Bridgeton, Damiscotta, Augusta and many towns in between. No, not every location is nearby nor can every member attend them all. But the opportunity to get together in person is well advertised and exists, although under utilized. **Just thinking!**

EVENT REPORTS

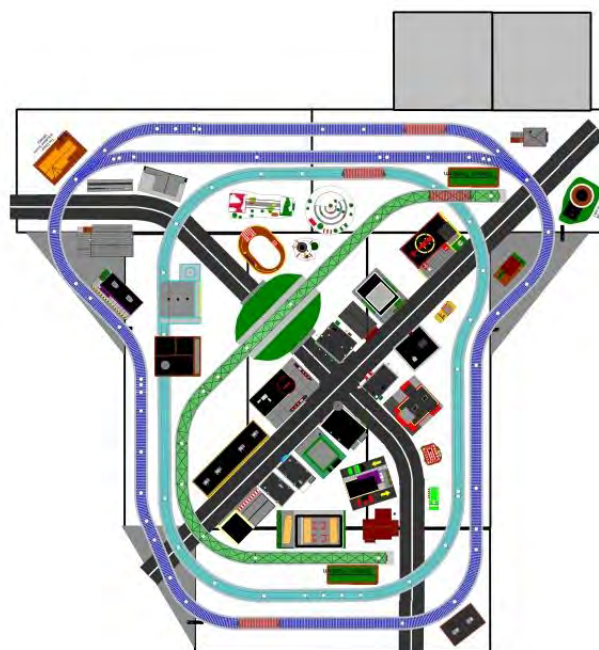
If it's Tuesday, we must be in Bath!



President's Day Week is traditionally a busy week for the Maine 3 Railers because Maine schools are out for February vacation. During this week, local libraries work hard to offer meaningful programs to attract kids' attention, and we are a significant part of their effort. As far back as 2013 we provided a 12' by 12 ½' model train layout in the Children's Activity room at the Patten Free Library in Bath on Tuesday and Wednesday of February school vacation week. Back then, we showed up Tuesday morning with our trailer.



2013 Layout with Thomas Table & Figure 8



2023 with Trolley & Over/Under Tunnel

This year we arrived in personal vehicles and ran trains from 10am – 5pm Tuesday and 10am to 3pm on Wednesday, February 21st & 22nd. Our layout was 11' by 12', covered 96+ square feet with 85+ feet of Lionel FasTrack and offered an outer loop with siding, inner loop, and elevated trolley. We used three inner corner fills to smooth the corners, three Lionel Elevated Trestles Sets to elevate the trolley line, and the Club MTH 40-1070 Over/Under Tunnel to provide a scenic overview of the city center at one of the trolley stops. In total we displayed 37 buildings adjacent to 28 feet of 6-inch-wide asphalt roads. We used the over/under tunnel in an abnormal fashion than MTH intended. Rather than trains running over and under the tunnel we ran the trolley over the top and a road through the under tunnel. The arrangement reminded me of a tunnel I saw on a visit to Bridgton, Barbados during a Caribbean cruise. As you land on shore the markets are on the left and you pass through a tunnel on the right to emerge into the restaurant and tourist district.



Layout Ready to Entertain Our Guests


Traffic was brisk in the mornings and tapered off in the afternoons. As can be seen in the below pictures, we ran the scavenger hunt and allowed the kids to operate Thomas engines using the LionChief remotes.



Tootsie Pops in Mouths and Score Sheets in Hands



I've Got This!



Sam brought his Menards' Santa Fe Diesel engine and allowed the older kids to operate it on the outer loop. The siding on the outer loop made the setup and transition between consists a routine maneuver.



Turns out our scavenger hunt was not the only game in the library during our visit. February is Black History Month and the Children's Librarian placed twelve pictures of Black Heroes around the library with a score card to keep track of their discovery. Her game was more challenging than ours in that their locations were changed daily. We had one in our area on Tuesday and two on Wednesday.



Black Heroes Score Sheet and Pictures

And while the trains ran and the Disney characters were in place, the Kids came and enjoyed their time with us.



Although most of our guests were young, we did have two teenagers join us that we met during other venues. Nick Morouse originally visited at the Wilbur's Chocolate Factory while Sal tested multiple engines at our Club show in Augusta. Nick eventually joined M3R while Sal's father thought he might do so in the future. Both Nick and Sal stayed around on Wednesday to help breakdown the layout and pack up.



L to R: Carlton, Doug, Nick, Sal, and Art



Sam Tutoring Sal


Besides the kids, we also had multiple strange visitors join us in Bath. Doug Pollock decided to add a few highlights to our display that just didn't fit our usual decor.



Gator Ambush!



Clown vs Snowman




Do My Colors Match?

Back to reality, we added a few frost heaves to add some realism. However, the Bath City Council may not appreciate our fine touches.

At 3pm on Wednesday, the crew pulled the plug and packed up. After loading their vehicles, Sam and Art stopped by the Topsham Library on their way home to drop off everything in preparation for our model train layout on Friday.

Thanks to our M3R crew of Lou Bragaw, Sam Carr, Tom Hartwell, Nick Morouse, Doug Pollock, Art Shean, and Carlton Spring for another fine show!



Photography by Tom Hartwell, Art Shean, and Carlton Spring

Snowed Out Friday but Fun on Saturday!

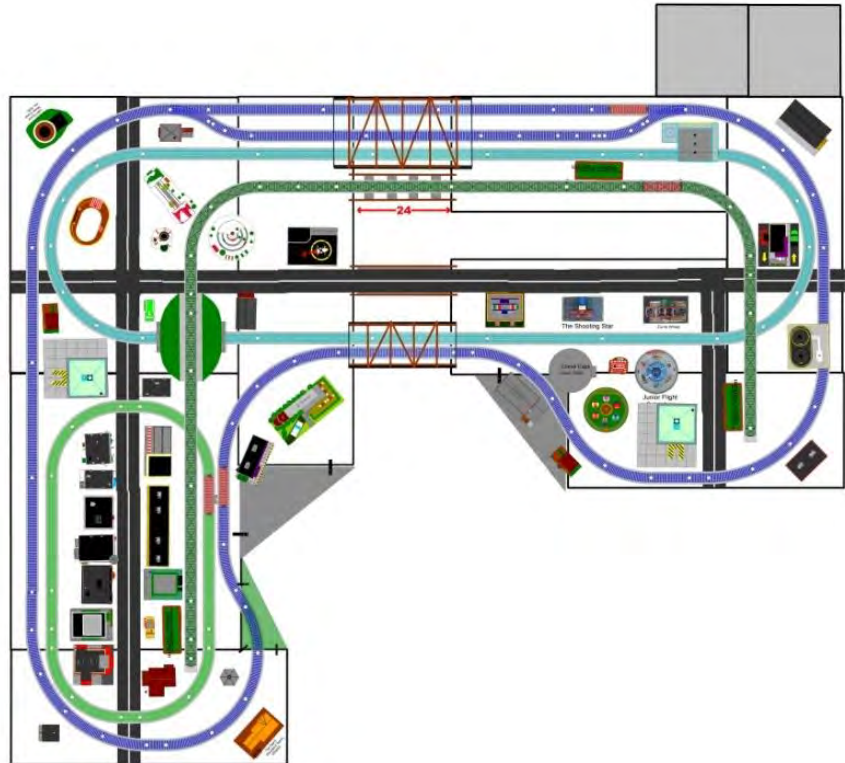


The Maine 3 Railers Mobile Layout Crew was scheduled to provide a model train display at the Topsham Public Library on Friday February 24th to finish our February school vacation week activities. In preparation, Sam Carr and Art Shean stopped by the library Wednesday evening on their way home from the Patten Free Library in Bath to drop off the display equipment used in Bath. However, the best laid plans of mice and men are subject to mother nature's whims. Due to a pending snowstorm, the library closed Thursday and the crew of Sam Carr, Tom Hartwell, Doug Pollock, Art Shean, Carlton Spring, and Ken Thorson delayed setup until Friday with trains running on Saturday from 10am until 2pm. Fortunately, most of the crew are retired and had the flexibility to adjust to the schedule change.



The Topsham Library is one of our favorite stops. They are conveniently located near Exit 31 on Interstate 295 in close proximity to offsite food vendors for lunch, ample parking, and easy access through their backdoor to the display area. And for a library, they offer a huge space in their community room for our display and 360 degrees viewing. They also offer an abundance of folding tables in both eight- and six-foot lengths to accommodate any of our layout designs. This location is a model train layout designer's dream location.

With ample space and tables, the crew built a ten table layout 14 ½ feet wide by 18 feet long covering 179 square feet. It had 3 independent track loops with a siding for consist preparation and an elevated trolley line. In all, the crew laid 153+ feet of Lionel FasTrack using four bridges, three corner fills, the Club MTH Over/Under Tunnel, and four Lionel Elevated Trestle Sets. To flesh out the layout, the crew placed 50 buildings to show an extensive downtown, two animated MTH fire stations, a carnival, winter activities area, and an industrial zone.



360 Degree Viewing with Lots of Action

As normal the fire stations received plenty of attention, so much so that we placed two on the tables.



Fire Station to the Left of Me, One to the Right, and Here I Am Stuck in the Middle



And the scavenger hunt was a smashing success for both old and young.





One of the nice things about having a train display close to home is friends, family, and neighbors can stop by to check out the display and share in the fun. A number of members reside in Topsham and nearby Brunswick. Two of my grandchildren helped out and my wife and next-door neighbors came by and partook of the scavenger hunt fun.



Grandson & Wife



Neighbors and Granddaughter

Even long time member Fred Guth and his wife, Ruth stopped in to assess our work.



Ken & Doug Entertain Fred and Ruth

Our crew multimedia guy had a good time as well. Between taking photos and video, he had time to set up the libraries gigantic screen display and showed videos of past model train displays from the Club YouTube channel. Give Carlton Spring some time and he will make the most of it.



If the fire stations and scavenger hunt were not enough, the crew and kids had fun running the trains.



Carlton, Sam, and Doug Playing Engineers



Art even had fun running his new Menards A-B-A engine combination.



No matter which angles you viewed it, back/front, left/right, up close, or away, everyone that came on Saturday appeared interested, involved, and engaged!





Photography by Tom Hartwell, Art Shean, and Carlton Spring



Bonanza in Falmouth by Tom Hartwell

With patience, all good things will come to pass.

September 2022

Back in September 2022, a fellow, Rob LeVine, got hold of us through our Facebook page asking about a layout in his basement.

Back Story:

About 3 years ago, his father-in-law built an elaborate O-scale model train layout for his grandson in the basement of their Falmouth home. Turns out that the grandson had no lasting interest in the layout, running trains, etc. When Rob contacted me, he wanted the layout out of his cellar. So, he reached out to us for ideas, direction, etc. I stopped by to have a look and to address his questions regarding the best path forward. The cellar was dry and had no musty odor. The photos below provide a flavor of the detail and quality of the father-in-law's work.

The two main tables were 5x9 and the smaller attached table was about half that size.

- Track
 - 26 or so 031 and 036 remote turnouts with a couple of 048 and two 072 Wye's. Several are "new in the box."
 - A couple of 90° crossovers
 - Many 10" straights and shorter pieces
 - 031 & 036 curves
 - All track looked new, and the basement is temperature controlled with a dehumidifier in the furnace.

- Accessories
 - Milk Platform
 - Operating Freight Station
 - Active crossing grades, etc., and perhaps others I didn't notice.
 - Cars, trucks, and other "stuff" on the layout.
- Locomotives & rolling stock, but none of Maine or New England railroads.

I didn't ask about power & control, but I assumed it was basic because I didn't notice any large transformers or controllers.

My first suggestions were for him to sell it in total including all benchwork or piecemeal on the internet. I let him know that we were not interested in any sort of purchase arrangement, but I explained that we are a 501 (c) 3 organization and may be interested in receiving it as a donation.



The Two Main Tabletops

At this point I raised the following questions to our Executive Board:

- Is this of any interest to the Club as a donation in total to be resold or auctioned off, perhaps at our show in February?
- Is this of any interest to the Club for the components?

I recognized that there would be a fair bit of work needed on our part. We'd have to disassemble and remove it from the basement. Store it, then reassemble for our show were we to go that route. As such I thought accepting the layout as a gift might be beyond our reach back in September, but I thought it was worth asking.

To my surprise, the Board responded positively and asked me to continue to pursue the possible donation.

January 5, 2023

After some wringing of hands, the family decided to donate their train layout to us. They thought about selling it in bits and pieces on eBay and other venues but decided that it would be too much hassle to do so. The parents, primarily the mother, wanted it gone from the cellar. After a couple of months of thinking about how to proceed, they decided the easiest and fastest way was to donate it to us. The donation would include the tables, track, controls, transformers, rolling stock, and accessories.

My next step was to organize a small group for a site visit to assess the feasibility of extracting the layout from Rob's basement.

January 13, 2023

Friday morning, Lou Bragaw, Sam Carr, and Art Shean joined me for a field reconnaissance at Rob LaVine's home. We got in, absorbed the lay of the land, and agreed the extraction was

doable. However, we would need a crew of 5-6 guys, a pickup truck for the tables, tools to disassemble the tables, a storage site to hold the stuff pending disposition, boxes, inventory lists, and a dry day for transport.



A Closer Look Revealed Even More Treasures

February 2, 2023

Setting a date for the donation disassembly and pickup was the hardest part of the entire exercise! After getting the go from Rob, we ran into a scheduling stop sign. February was a busy month. We had the Club Train show on the 18th with setup the 17th, Patten Free Library train layout in Bath, Feb 21 & 22, and the Topsham Public Library display Feb 24th with setup Feb 23rd. Throw in a few snowstorms and we ended up planning for March.

March 17, 2023

The pack out day for the Falmouth donation finally came March 16th and resulted in our Club receiving much in the way of "O Gauge stuff" to include LionChief sets, FasTrack of all varieties (primarily O36 & smaller diameter), rolling stock, locomotives (steam & diesel), accessories, buildings, vintage transformers, various model cars & trucks, trees, and other landscape items. The list goes on... It's important to note the donated pieces are in new or near new condition. All very well cared for.

A tip of the hat to the following members who worked hard, smart, and side by side in this effort:

- Sam Carr - General dismantling
- Dave Christie - Train and accessories inventory
- Bernie Pender (on the receiving end)
- Art Shean- General dismantling
- Carlton Spring - Track inventory
- Gene Thayer - Thank goodness for "big boy" trucks...

Thanks to Dave and Carlton, we now have a comprehensive inventory that will be published soon for those that are interested. Stay tuned for a follow-up discussion at our April Monthly Club Meeting on the 13th.

At the risk of editorializing, activities like this, where we come together to accomplish great things on behalf of the Club are at the core of our values. This is only the most recent of many, many examples... I was proud to be a part of this effort.



When We Arrived



When We Left

Photography by Tom Hartwell, Art Shean, & Carlton Spring

Maine 3 Railers Return to MVH Augusta Following Their 1st Anniversary in Their New Facility

After being delayed by another snowstorm, the Maine 3 Railers Road show rolled into Augusta to the Maine Veterans Home Thursday March 23rd to entertain the residence and staff with a unique model train layout. Turns out that March 22nd was the 1st anniversary of their move to their new facilities.

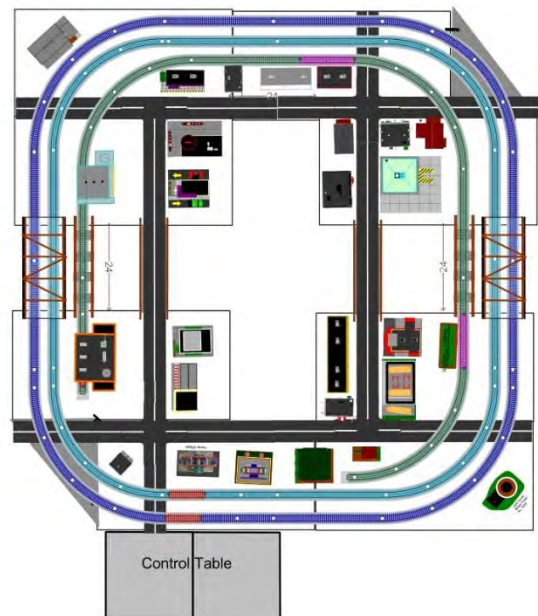


Sam Carr, David Christie, Vic Fuller, Tom Hartwell, Doug Pollock, Art Shean, Gene Thayer, and Ken Thorson arrived around 8am and were setup and ready for visitors well before 10am.



They used eight 2 1/2x5 foot tables provided by the MVH to present a 12'x12', 139 square foot layout with two independent loops and a surface trolley. The crew laid 102+ feet of Lionel FasTrack

with six bridges, two corner fills, and 43 feet of 6-inch-wide asphalt roads. Our layout designer chose a small-town theme in late winter/early spring with some light industry, a visiting small carnival, and several heavily forested areas. In all, the crew placed 27 buildings and accessories. Highlights included a 3' tall lighthouse, Menards dog food factory, Pepsi bottling plant, Ferris wheel, two fast food restaurants, and a Starbucks coffee shop.



On the inner loop the crew ran a B&M passenger train. On the outer loop, Ken Thorson brought a neat surprise for the Veterans. It was a 25 piece consist of military rolling stock

representing all the services. The Veterans liked it and commented about it. He will bring it to other veterans' events.





The surface trolley circumnavigated nearly 330 degrees of the table before bumping and returning. The trolley made two stops between bumpers and passed through both the Pepsi bottling plant and Jack's dog food factory.




Speaking of coffee, the MVH staff graciously served our crew coffee and snacks shortly after we arrived. They also treated us to a lunch of our choosing from their Bistro.



In honor of the Veterans, Doug Pollock placed his multi-service color guard in a prominent location on the front right corner of the layout.



He also placed several other characters to help lighten the mood in various locations around the tables.




All and All, the veterans that visited the layout really enjoyed it. We had some stay quite a while and others came back again later. The turnout was quite good even though three of the houses were on COVID lockdown and could not attend. Sam Carr sent a copy of Carlton Springs' event video to Mona Boucher, our Augusta contact, and asked her to send it to the Scarborough and South Paris Veteran's Homes where we hope to visit in the future.



Beside the veterans, our crew appeared to enjoy their time as well. We may not have as many in-person gatherings as we used to prior to Covid but our event visits offer an excellent opportunity for members to renew acquaintances, meet new members, and share stories.



Three o'clock rolled around faster than expected. When the clock struck, the crew put aside their seats and jumped into disassembly, packing, and loading. With our ample and well experienced crew, we were loaded and out the door by four o'clock with another event under our belts.





Photography by Sam Carr and Art Shean



The View from Doug's Chair by Doug Pollock

Hi, I went to the Flee Market in Brunswick Saturday. While browsing the many items I came across something that looked interesting. I asked the lady what it was. She showed it to me, and we started talking. I said this and that and she said I don't know I am not from here I am from Westbrook. I used to work in my father's store. Donald's, I think. I said really! Do you know Jerry Banger?? She said do you mean Boulanger? I said yes. She replied that Jerry was my brother. We were both sort of flabbergasted at that point. What a wonderful experience we had. We and her husband had such a great 15 or so minutes talking about Jerry and his wife and the wonderful times we all had over the years. It was an OUTSTANDING time for us all. Later that day I brought my wife Priscille (Pill) to meet them, and we had a great time re-capping some great memories.

EDITORIAL NOTE: *Jerry and Moe Guevin were integral members of our trailer layout crew. When you see white lines on the roads we use on our model train layouts, you can thank Jerry. He was the source of large rolls of the thin white tape we use.*

In another vein, the scavenger hunt has become a great attraction to both young train guests and the not so younger guests. We place Disney characters in different locations around the train layout. It is a joy to watch kids burst with excitement when the characters are found. If some are having a problem, we are always there to guide their eyes up, lower or hint that they just passed one by and so on. You may get a thumbs up when you helped someone and that is rewarding in itself. This has expanded the excitement for our guests, and it is educating and teaching the power of observation and attention to detail to all that take part. When their scorecard is complete there is a prize of a very flavorful Tootsie Roll POP and the eyes light up again. We let the winners pick the one they want and a Thank You is always nice to hear and then the smile.

How long will it take to finish the pop or how many licks?? I have forced myself to research this problem with due diligence and under strict conditions have calculated with a witness that it takes an exhausting 20 minutes to finish a huge Tootsie Pop. To be honest, I did not find all the characters! But I did enjoy the pop - very tasty. B Safe Doug

MODEL RAILROADING



Progress on My Suburban Station? By Jan Williams

Lately, I've been focused on building my "Suburban Station". On my layout like in aging real metropolises, a once majestic passenger terminal is now chopped off to make room for an expanded new station. More on that below.

Before I get down to business, I'll point out an interesting article in the Mar-Apr issue of Narrow-Gauge Gazette magazine. The article describes how a craft kit manufacturer created a kit from photographs of a historic building. It goes into some of the challenges associated with working from photos - hey, ya! Heard it here first, but the article does it better... LOL.

More Fire Stations

Since I started planning a fire station for future Bean's layouts, I've been noticing fire stations everywhere! Here are two buildings hiding in plain view here in Portland, in virtually my own neighborhood. I was "aware" of both, but they never registered as former fire stations. India Street is a real gem; Park Avenue has been messed with to make it work for a medical practice.



After considering the many possibilities, I've decided to build the Bangor fire station for the L. L. Bean layout. I really like that building, so as a practice run, I'm adapting it as my suburban station for my layout. I like the stodgy, no frills brick approach to architectural expression. Picture to the right is a reminder of what the Bangor fire station looks like.

In my suburban station, the basic dimensions are the same as the Bangor fire station, except my building represents about 25% of the prototype in depth. The bell tower has become a clock tower, and the two truck bays become a grand passenger entrance.

The concept is inspired by the Midland Hotel in Bradford, England. This hotel is my favorite place to stay in all of England... yes, really. Bradford is a city near Leeds and York; it once was a dynamic leader in industry. Today it is downtrodden and disrespected throughout England.

In the late 19th century, the Midland Hotel, built by the Midland Railway, was the epitome of travel and style. The adjacent railway station included 30 tracks with trains going everywhere. The hotel was huge, spanning all the tracks. Today the tracks are gone, the land sold for development. They lopped off most of the rooms, leaving the front end of the hotel - the lobby and public rooms, and one wing of hotel rooms. I love the place... Of course in my mind when I'm there, the tracks and trains are still there.





Interior and Exterior of the Midland Hotel Today

If the Brits can chop up a great hotel, my railroad can do the same with a fire station!

Back to my suburban station. For a project of this complexity, I need to build a foam board mockup of the building. This helps me two ways: understanding how the building will fit on the layout and working out how the pieces of the building fit together.

This building has a relatively fierce roof line. The roof flows around the tower and the dormer. In addition, the roof panels change to a shallower pitch at the wall line. I know that modern computer technology can solve those problems, but for me that roof involves a lot of cut and fit. Here is where I've gotten so far...



View of the Future Grand Entrance



View of the Interface with the Loading Platforms



TRAIN SHOW

Saturday, April 22nd, 2023

Maine's Premier Model Train Show

Join us for a day of TRAINS!

Right here in the greater Portland area



See live trains on our
HO Scale layout!

The show will feature operational layouts, dealers,
inventory for sale, train displays and much more!

Time: Open to the Public from **9am to 2pm!** **Address:** Westbrook Community Center,
Cost: Adults \$5.00, Children 12 and Under are FREE 426 Bridge St, Westbrook, ME (off exit 48 I-95)

FOR DEALERS/VENDORS or anyone looking for tables, email southernmainemrc@gmail.com



SOUTHERNMAINEMRC@GMAIL.COM
SOUTHERNMAINEMRC.WORDPRESS.COM
FACEBOOK.COM/SOUTHERNMAINEMRC

Member of SEACOASTNMRA.ORG



Event

MODEL TRAIN SHOW

Sat. April 29
10 AM to 3 PM

Mt. Ararat High School
68 Eagles Way
Topsham, ME 04086

Admission \$5
Under 12 Free



SCAN ME
to learn more

Featuring:

- Dealers selling new and used buildings, cars, track, locomotives & more!
- Large variety of railroad books
- Operating Layouts
- Refreshments
- Various Model Displays

GreatFallsModelRRClub.org

Maine 3 Railers Upcoming Schedule of Events

Future Events Where Maine 3 Railers Will Be Running Trains

- Apr 21 **Big Trucks / Big Trains Day**, Topsham Public Library, 25 Foreside Road, Topsham, ME 04086. Setup April 20 from 12:30-6pm, Run G-Scale Trains from 10am-2pm. non-M3R sponsored event run by M3R members.
- Apr 22 **Southern Maine Model Railroad Club Third Annual Train Show**, Westbrook Community Center, 426 Bridge St., Westbrook, ME 04096, Setup Friday 4pm Apr 21, Run Trains Saturday 9am-2pm. (Portable)
- Apr 29 **Great Falls Model Railroad Club Show**, Mt. Ararat High School Gym, 68 Eagles Way, Topsham, ME 04086, Trains run 10am-3pm. Setup Apr 28th 4-8pm. (Portable)
- Jul 08 **Moxie Festival**, MTM Center, 18 School St., Lisbon Falls, ME 04252. Trains run 8am-4pm. Setup Jul 7, 5pm. (Portable)
- Sep 24-30 **Cumberland Fair 2023**, 197 Blanchard Rd., Cumberland, ME 04021. Setup 9/23 at 8am. Trains Run 9am-9pm daily. Move out 10/1 at 8am. (Trailer)
- Feb 17 **Annual Maine 3 Railers Model Train and Dollhouse Show**, Augusta
2024 Armory, 179 Western Ave, Augusta, ME 04330. Run trains 10am-3pm. Move in on Friday Feb 16 8am-4pm. (Portable)

M3R Zoom Meetings (All meetings start at 7 pm):

- Apr 10 Executive Board
- Apr 13 Regular Monthly

Roundhouse Zoom Sessions (All sessions start at 7 pm):

- Apr 06 Roundhouse Session, Topic: When the Club receives a donation, how should it be dispositioned?
- Apr 27 Roundhouse Session, Topic: With Spring here and Summer coming, are there any actions necessary to prepare your model train layout / train collection for the season change?

Maine 3 Railers Group Email:

The Maine 3 Railers have a group email account which subscribers can use to send emails to other club members who have subscribed to the service. Like club forums, this service allows members to ask questions, provide advice, and help other subscribers solve model train problems.

Because this is a free service, the participant list owners (Dana Lindsey and Art Shean) cannot add you; you must add yourself. Below is the home page of our group. It has a link to join (*look under group email addresses*). Another way to join is to be asked. Send an email to Dana Lindsey and he will send you an invitation. Follow the link you will receive to confirm your account. We restrict use of this service to M3R members. Because the site is not moderated, Dana or Art will review your first two posts to assure you are a member.

<https://groups.io/g/M3R>

Once subscribed you can email other M3R subscribers by addressing your email to: m3r@groups.io , change how you receive emails, or unsubscribe. If you have any questions, contact Dana Lindsey, M3R Secretary