



MAINE 3 RAILERS

M3R CLUB NEWSLETTER FOR MARCH 2024

OUR NEXT MEETING IS THURSDAY, March 14, 2024, at 7:00PM on Zoom. Watch for the email from Dana Lindsey with the link to join.



President's Message by Gene Thayer

Hey, it's March already! And Spring is almost here! But don't worry, we still have some Winter model train stuff planned for you:

- On March 7th, M3R will run trains at the Sable Lodge Retirement Community at 74 Running Hill Rd. in South Portland.
- On Thursday March 14th at our March membership meeting, a representative from The Boston Hi-Railers Club will be our guest speaker.

Looking back to February, the Maine 3 Railers provided four unique model train displays and a very successful model train and dollhouse show for the public's enjoyment. Train shows are near and dear to me, which makes our show even more special. When we go to train shows, we're usually looking for a bargain, a rare piece for the collection, or friends we haven't seen for a while. Maybe all three.

On the day of our show, I was checking on show details and making sure there were no problems. While walking around I found myself behind a person who looked familiar. He turned out to be Ed Goldman. I had not seen Ed in at least 20 years. I used to see him and his wife at NETCA shows and other train shows. He usually had a table selling his train items and under the table was his Boston Terrier. He told me he has had five of them over the years. The current one he has had for 10 years. Ed is ninety-three now and looks great. He told me that he will be going to York this Spring to sell the last of his collection. Great to see him again.

A little later in my travels, I had a chance to sit down and speak with M3R member George Small. We all know George. I first met George in the early nineties when I took my trains to him at his store in Cumberland. I had just pulled my stuff out of a 35-year hibernation and took them to him for servicing. I learned a whole lot about Lionel Trains thanks to George. George is recovering from health issues but is looking and doing well.

It was also nice to see Joe Landry again at his table. My point is when you go to a train show or model train display, you meet good friends, old and new. The best part of shows is it's good for the soul and free if you are a member of our Club. What a great hobby we're in!

UPDATES



M3R YouTube Channel Update by Channel Master Carlton Spring

February was indeed a remarkably busy month for the Mobile Outreach Team (Portable Unit) with 4 event videos produced and published to YouTube.

The first event was our annual visit to Wilbur's of Maine Chocolate Confections on February 3rd and 4th. The direct link to the video follows:

Wilbur's Chocolates: <https://www.youtube.com/watch?v=ICn2PhLTr94&t=10s>

In mid-February, the February School Vacation Week Trifecta kept M3R very busy. The first event of the trifecta was our very successful Train and Dollhouse Show in Augusta on February 17th.

Train and Dollhouse Show: <https://www.youtube.com/watch?v=vNSO8tmxcZs>

The second event of the week was our annual 2-day visit to the Patten Free Library in Bath on February 20th and 21st.

Patten Free Library: https://www.youtube.com/watch?v=6Ff_bqFWilc

The final event of the vacation week trifecta was our visit to the Topsham Public Library in Topsham on February 23rd, with set-up on the 22nd. Hopefully, most of you saw the excellent News Center Maine Friday evening news clip (<https://www.youtube.com/watch?v=VbySfWQkxPg>) produced by their photojournalist David Gilford. M3R's production of the event is below.

Topsham Public Library: https://www.youtube.com/watch?v=Nwa1J_b_Py0

Our next event will be on March 7th at the **Sable Lodge**, 74 Running Hill Road, South Portland, ME 04106. Set up 8-10am with trains running from 10am-3pm. Come join us if you have the chance.



M3R Activity Committee by Chairperson **Bernie Pender**

Upcoming Events

No Activity Committee Events scheduled for March. Stay tuned for future developments.
For more information on future activities, type Groups.io into your browser and check out the Club's for a visit.



Train Show Committee by Richard Ridolfo

2024 Augusta Train and Doll House Show

The 2024 M3R Model Train and Dollhouse Show was a success! Set-up started at 9 am on the 16th of February. We set up 100 tables plus our Outreach Team set up a 12-table model train display. The Burns joined in with their 2-table logging and trolley display on Saturday morning and the Great Falls Model Train Club set up their HO display on Friday. With a lot of hands, we were done with the tables and chairs by 10 am Friday.



2024 M3R Model Train and Doll House Show

Likewise, when the show ended at 3 pm our crew had the tables and chairs packed and stowed by 4 pm. Everything else, to include vendors' stuff and train displays, was out the door before the 5 pm deadline. Thanks to the many members that helped make this year's event a success. In particular, my thanks to the work group leaders: Sam Carr, Doug Pollock, Vic Fuller, Lou Bragaw, and Gene Thayer that planned the event and executed our plan to a successful conclusion.



From the Editor by Art Shean


Forgive me for what may seem like meandering through time, but I promise I will make my point at the end.

I am a veteran, U.S. Army. I say that not so you can say "Thank you for your service."

I do not particularly care when someone says that because when I joined in 1969 you were not particularly popular if you wore a uniform. In fact, my wife used to say I worked for the government to avoid contentious conversations with neighbors and acquaintances. Besides, I do not need the thanks because I joined for a career with a guaranteed job and the opportunity of a pension.

I mention the fact that I am a veteran because one of the things you learn in the service is that you never volunteer for anything. In fact, I do not even like joining groups or organizations. One reason I don't like groups is that I can never remember names nor match names to faces. So, when Sam Carr recruited me to the Maine 3 Railers I felt uncomfortable when I attended the Monthly Club meetings at the Richmond Firehouse. I saw all these faces and I had no idea who these people were. The only folks I knew by name were Sam who recruited me during a model train display at the Maine Mall and Dana Sullivan, our President, because he sat at the head of the table in front of us.

In self-preservation, I violated my long-held principal and volunteered to make name tags for Club members. I thought name tags were one way I could overcome my deficit. If everybody in the club had a name tag, then I could see their name and associate the name with their faces. Eventually, I might even be able to remember their names. So, there I was as a new guy, and I approached Dana Sullivan to ask if I could speak to the group at a future Club meeting. At the next meeting, I started by placing a lanyard around Dana's neck with a personalized name tag attached. Then offered to make similar badges for every Club member. Typical of M3R members, they wanted to debate the issue. I responded that I really was not there to debate. They either wanted them, or they didn't. With that I obtained my first role within the Club, name tag maker.



Original M3R Badge



Current M3R Badge Design

The original design was as you see for Dana Sullivan. Ken Thorson, who was Club Secretary at the time, suggested we use blue lanyards. Then after a while, I thought placing a picture on the badge would make them look even more official. Maybe even get members into more places, because one of the benefits of having a name tag is people say, "Oh this guy belongs to the Maine 3 Railers, and it must be official because he's got this name tag hanging around his neck." And if nothing else,

your badge can get you into train shows free if we are providing a model train display. Your badge also lets other members know that you are a member with a common interest in model trains. Not a bad basis for striking up a conversation.

So now our current badges have pictures and, in some cases, if someone has a particular role with the club, we put a title under their name. Everyone else's role is shown as "Engineer." Sam Carr's badge is an example.

Now to the point. Not every member has a badge. In the beginning we made badges for every member. More than half the members did not pick them up because they did not attend a meeting or event. More so now, we have members in Ohio, Florida, Pennsylvania, and beyond. Some of our newer members enquired about how they could get their badges to which I responded that, "I'm the guy". If you need and/or want an M3R badge, send me a passport style photo of yourself and I will return a PDF that you can print, cut out, and insert in your lanyard. If you don't have or have lost your lanyard, let me know that as well.

With badge photos in mind, I was talking with Ken Thorson at the recent Club show. He suggested that we could use badge pictures of new members to introduce them to our membership at our Club monthly meetings and in the Monthly newsletter. That way, when we see them at a Club event, they won't be strangers. Not a bad idea - badges and introductions all in one step.



Club Car Committee by Richard Ridolfo

Hannaford Trailer on Flat Car

Peter Hanson has Hannaford trailer on flat car Club Cars available. Contact him at 27 Norway Dr, Chelsea, ME 04330 or email him at clubcar@maine3railers.org to arrange purchase and pickup.

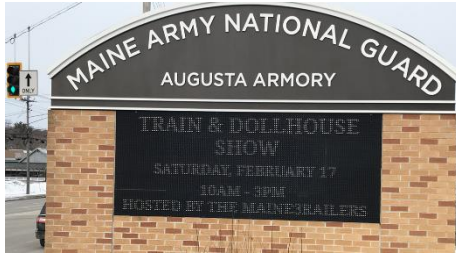


The Summer Scenic Car and the L.L. Bean Car are in production. At this point it looks like the summer car will be here in late spring while the L.L. Bean car will arrive in early summer. As you know between overseas production and shipping, these delivery times can change.

Bangor & Aroostook Cylindrical Hopper 2024 Summer Car & L.L. Bean Boxcar (Pre-production photo)



EVENT REPORTS




The Best of the M3R Triple Crown Events by Art Shean

The Maine 3 Railers' Annual Model Train and Dollhouse Show, February 17th at the Augusta Armory completed the run of 3 major Club events. The three being our Cumberland Fair Model Train Display in September, the L.L. Bean Northern Lights Model

Train Village from November through December, and our train show in February. Thanks to the effort of Club Show Chairperson Richard Ridolfo and his team leaders, Lou Bragaw, Sam Carr, Vic Fuller, Doug Pollock, and Gene Thayer the show again surpassed the previous year's success. Based on early feedback, we exceeded last year's attendance, collected over \$2,500 at the gate, and covered our expenses with table rental receipts alone. We had a lively crowd that lingered most of the day and model train vendors offering plenty of choices in G, O, HO, and N scales as well as multiple Dollhouse vendors offering their wares. When you add in ample food choices at the lunch counter and three model train displays, you end up with the best and biggest show in Maine. Such success does not come without significant support and work by many of our Club members during the planning, set up, and implementation. Congratulations to all!

Set Up Friday 9 am



Richard and the table crew arrived at the Armory at 9 am rearing to start. With floor plan in hand, they promptly placed 100 tables by 10 am with plenty of time to stop for coffee and donuts supplied by Gene Thayer. They also took time to gawk at the Club Mobile Layout Crew while they unloaded their vehicles and trailer.



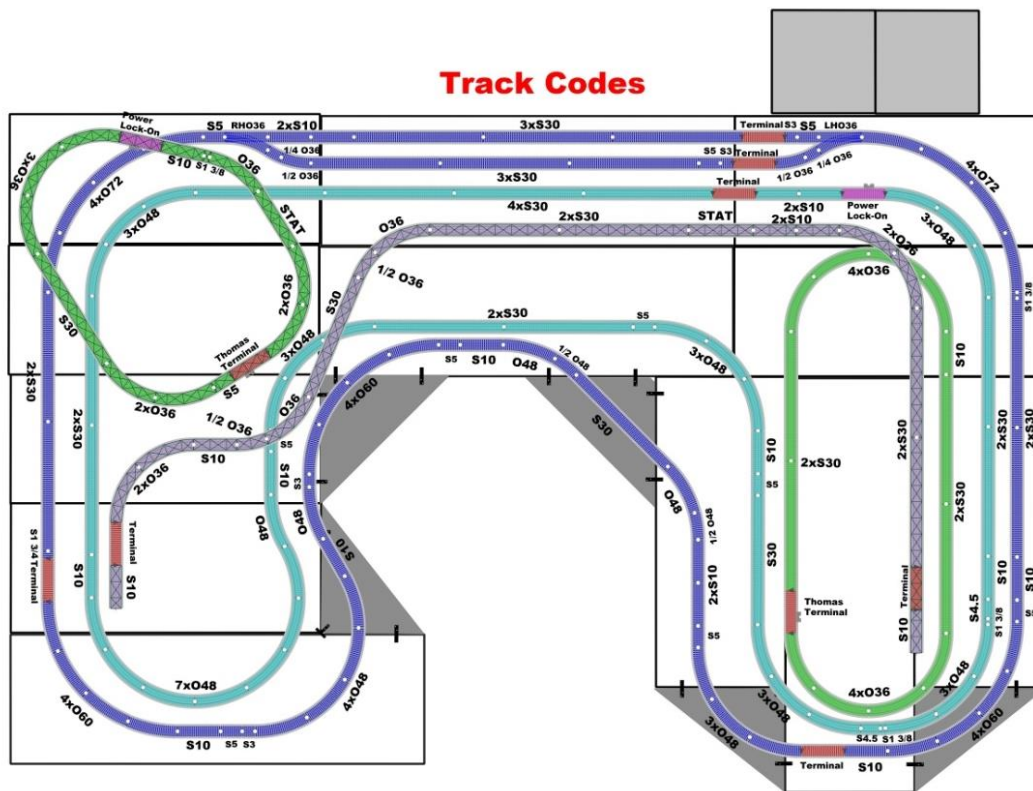


Coffee and Donuts Anyone?



Equipment by the Cart Load

After refreshments, Richard coordinated placing placards on the tables so vendors could find their places the following morning. Likewise, Doug and the White Elephant Table crew began organizing their area and Vic did the same at the entrance in preparation for ticket sales. Simultaneously, the model train layout crew was handed their track layout plan so that they could start their set up. However, they had a minor misdirection.



The track plan called for tracks on multiple levels, so the crew stacked the tables. When Sam saw the stack, he pointed out that the raised tracks were on trestles not raised tables. Who knew?



Camera don't Lie!

With help from the table crew, our twelve table train display came together smoothly with trains running, buildings, bridges, and accessories in place, and lights burning by 1:30.



Late morning and into the afternoon, the Great Falls Model Train Club folks arrived and began their set up to the left of the Club layout in front of the stage.



The Show on Saturday

Through these doors a crowd of over 500 model train enthusiasts passed to be greeted by smiling Club members and a bountiful supply of model train delights.





Center Isle of the Biggest and Best Train & Dollhouse Show in Maine

On the left there was a plethora of model train vendors and to the right was an impressive array of dollhouse choices.



Model Train Displays - The Burns' Logging Trains & Trolley Cars

Saturday morning around 9 am, the Burns arrived with their two-table logging and trolley model train display. Their layout has become a long-standing tradition for the M3R and as always it was a hit with the kids and adults. It is hard to conceive that Stephen Burns created the control system for his layout well before Lionel and MTH developed their current day electronics.



Caleb Westra and His Grandfather Were Duly Impressed.

Model Train Displays - Great Falls Model Railroad Club




Great Falls provided a multi-track HO scale loop larger than our Club and Burns' layouts combined. Unlike our layouts they fit multiple highly decorated modules together to achieve long runs with multiple switching capability. They were able to assemble and operate various long consists throughout the day. They have also mastered the skill of running their trains by laptop computer. One benefit of their module construction is members can bring their modules home with them to maintain and update at will.



Model Train Displays - Test Track

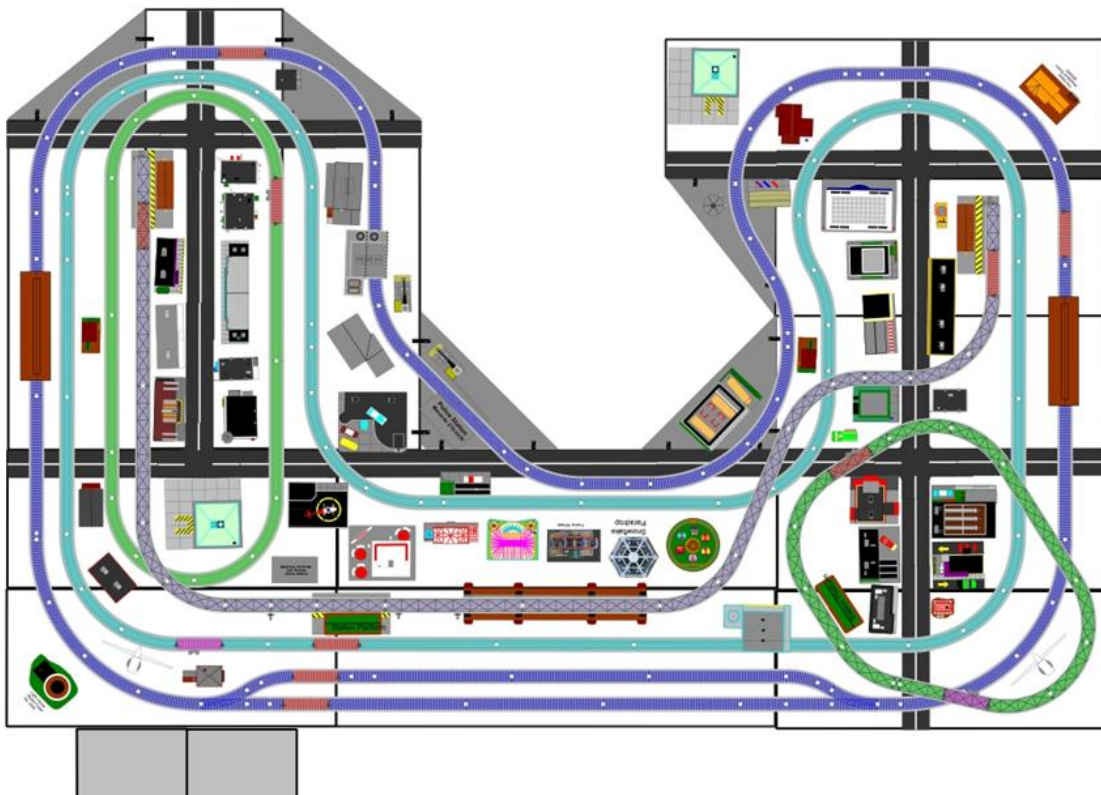
Thanks to Sam Carr, Paul Brown, and Carlton Spring we had a test track available to test pending purchases.




Some folks suggested that we add track to test G, HO, and N scale equipment as well as the O-scale shown. A thought for next year.

Model Train Displays - Club Layout

The Club "U" shaped layout included four independent track loops, an elevated trolley line, a pass-through siding for consist preparation, and a walk-in viewing area where guests could view the interior of the layout up close and personal. Using four 2.5'x8' and eight 2.5' x 6' tables, two 30"X30" Inner Corner Fill (ICF) and three 24"x30" ICF, the team offered 249 square feet of motion, sound, and lights in a space 13' by 20'. Total track length was 204+ feet of Lionel FasTrack and 54 feet of 6" Wide Asphalt roads.





Overall, the crowd appeared to appreciate our effort.



White Elephant Table & Club Accessories Sales

Doug Pollock reported that the White Elephant Table was amply stocked this year, but you could not tell by the empty space at the end of the day. I also heard from Dave Hodgkiss that Mark David can sell ice cubes to an eskimo. In response, Paul Brown questioned how good he was since he sold something to Mark David. Also, Peter Hansen was no slouch selling Club hats and shirts. I know because he sold me a denim shirt.



Members and Family at the Show

A real plus for our show this year was the number of Club members that participated. The show was a real opportunity for members to meet and greet. Between the number of members running the show, selling goods, renting tables, or just attending the show looking for bargains, we clearly surpassed the attendance at any in-person Club meeting at the Richmond Firehouse. Carlton Spring caught a few on camera. Do you recognize any of them? Do you know their names without a name tag?





Vendors & Crowd

Did someone say there were lots of people and vendors at the show? You bet!





Pack Up and Move out!

At 3 pm the doors on the 2024 M3R Train Show closed and the various crews began packing up and moving things out. With a deadline of 5 pm there was little time for the vendors, layout displayers, and table crews to dally. Amazingly, the table crew was finished by 4 pm and turned their attention to helping vendors and the layout crews finish their work.





As always, the M3R leaves a venue better than they found it.



Three minutes to 5 pm

Photography by Art Shean & Carlton Spring



A Dangerous Place for Model Trains by Art Shean

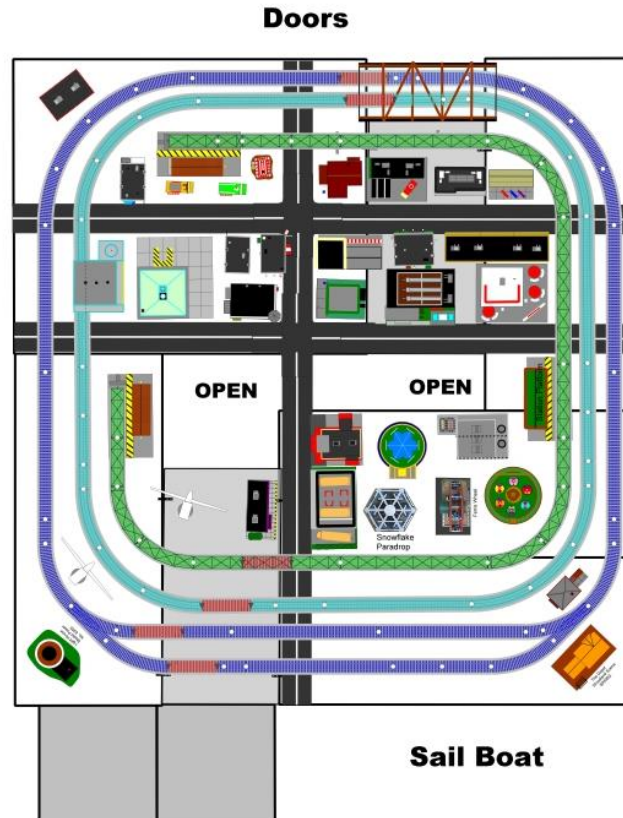
On the heels of this year's successful Big Club Show in Augusta, our Outreach Team had two model train displays scheduled during the annual February school vacation week. The first was a 2-day stint at the Patten Free Library (PFL) in Bath and the other was a one-day event at the Topsham Public Library (TPL). Sam Carr, Doug Pollock, Art Shean, and Carlton Spring arrived at the Bath library before it opened on Tuesday, February 20th with just 2 hours available before opening to set up our display. The M3R has a longstanding relationship with the PFL. Fred Guth, a long-time member of our Club who visited this year's display, recalled providing our train display for the whole vacation week in the past.



After unloading and moving tables from the library's second floor storage area, the crew began to set up in the Children's Activity Room on the first floor far left of the library. Compared to some venues this space is relatively small but intimate. Richard Hamlin soon joined the crew after a long haul from Etna to join in the fun.



The layout assembly went smoothly according to the preplanned design.



Our layout included two independent track loops, an elevated trolley line, and a pass-through siding for consist preparation. This siding on such a small layout turned out to be a significant challenge during train operation. Using six PFL 2.5' x 6' tables, the team offered 126.5 square feet of model train action in a compact space of 10.5'x11'. Total track length was 98 feet of Lionel FasTrack and 32 feet of 6" wide asphalt roads. We also used a 28"x10" wood truss bridge, three elevated trolley platforms, and multiple Lionel elevated trestle sets. Reflecting on the layout size, we only displayed thirty-six buildings compared with sixty at the Club train show in Augusta.






Despite the small size of the layout, our control table took on the appearance of a much larger display.




As garnish, the librarians supplied train related books for display around our Club banner in the space outside the Activity Room.



And as a final touch, we resurrected the Disney character scavenger hunt. The kids relished the fact that they were able to eat their prize tootsie pops in the library where food and beverages are not normally allowed. Can you find the characters in the photos below?



We did experience a few challenges during set up and operations. Despite careful planning and design, Art overlooked the need for a roadway bridge connecting the Taco Bell restaurant with downtown Bath. After some hemming and hawing, Sam offered a track tote cover as a temporary solution. Fortunately, the PFL was a two day event and we corrected the problem the next morning.



Another messy problem was finding a suitable location to empty our layout septic system. Doug Pollock started complaining that the system was starting to back up and desperately needed to be emptied, like radioactive waste at the old Maine Yankee Power plant site. Doug came up with the solution for two problems.



Many of the kids visiting our display this year were repeats. They have seen us before and came back for more. In some ways that is a good thing but in others that raises challenges. The repeats know how our controls operate. They know the relationship between the remotes and the transformers. Little instruction is needed for them to start operating trains. They feel free to pick up any spare LionChief controller and start operating.



What they have not fully worked out is how to operate with two trains on the same loop with a through pass siding and how to account for the other trains currently operating. This situation is even more exasperated when two trains are pointed in opposite directions on a small layout providing little time for crew members to react. The consequence can be dramatic and more than any other display in memory it happened at least five times over our two-day visit. Although the incidents frustrated the crew, the kids thought it was all part of the show.




Can the Bridge Manage the Load?



Multiple Disasters on the PFL Express. Call the NTB!

With all the excitement on the tables, did I mention there were a lot of visitors that spent time taking pictures, playing the scavenger hunt game, and checking out every detail of our layout?





After two days and ten hours of running trains, the crew pulled the plug and began packing up. Art, Carlton, Doug, and Sam promptly dismantled, bundled up, and stowed the entire display into their SUV's and were on the road to join the BIW traffic.



And we left the PFL Children's Activity Room in better shape than we found it.

Photography by Art Shean & Carlton Spring

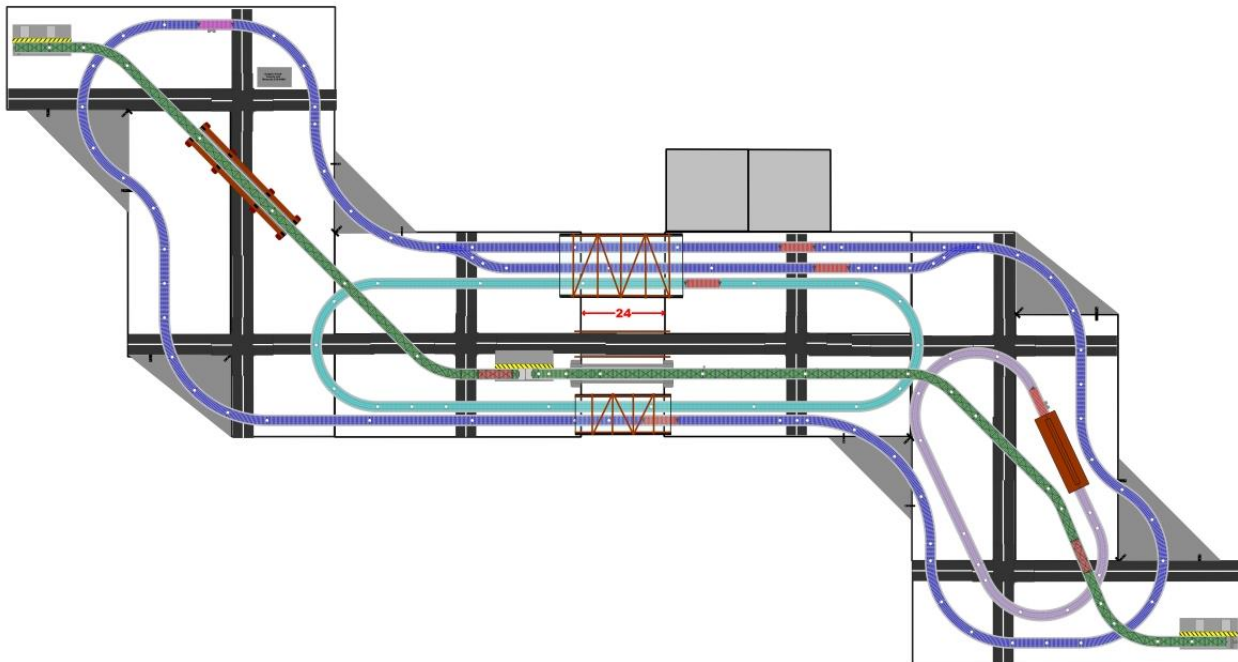




2024 Topsham Public Library – A Newsworthy Event by Art Shean

Like a revolving door, the Outreach Team left Bath on Wednesday and began setup Thursday afternoon of school vacation week in Topsham. Unlike Bath, the Topsham Public Library (TPL) Community Room is very spacious and fortunately was available the afternoon before our scheduled engagement. This was a good thing because the expanded space allowed for a much larger display and afforded us the opportunity for a more leisurely experience setting it up. The TPL looks forward to our visits and goes out of their way to accommodate us. Thank goodness for TPL's hospitality, because on the downside, our busy display schedule took its toll in the form of a depleted crew available for set up. With only three healthy members available (Sam Carr, Art Shean, and Gene Thayer), we extended set up time. Like all projects, display set up requires a fixed number of person-hours to complete. The more hands, the less time and vice versa.

Our layout included three independent track loops, an elevated trolley line, and a pass-through siding for consist preparation. The original design called for an additional Thomas loop on the left-hand side wing, but the team decided to drop it considering available set up time. Thanks to Sam Carr, the team also thought the trolley run of 34+ feet was exorbitant and decided to split it in half at the elevated trolley platform in the middle of the layout. The change was a simple switch from a Lionel Special Trolley Announcement Track to two FasTrack Bumpers. The result provided two trolleys running simultaneously where one would have run before the change.




Using four TPL 2.5'x8' tables, six TPL 2.5' x 6' tables, two 30"x30" Inner Corner Fills (ICF), two 24"x24" ICF, two 24"x30" ICF, & 1 - 2'x4' Control Table, the team provided 193+ square feet of model trains in an expansive 16'x30' space. Total track length was 187 feet of Lionel FasTrack and 79 feet of 6" wide asphalt roads. We also used a 28"x10" wood truss bridge, a 30"x16" wood truss bridge, a Lionel 6-24117 Covered bridge, a 30"x4" custom raised single arch bridge, a 40"x3.5" custom raised triple span wood truss LCCA bridge, a custom 24"x7" street girder bridge, three elevated trolley platforms, and multiple Lionel elevated trestle sets. With the extended tabletop length, we displayed fifty-two buildings compared with sixty at the Club train show in Augusta.



Friday morning, we were scheduled to run trains from 10 am to 2 pm. The library opened at 9 am allowing us to finish placing trees, vehicles, and placing the figures for the Disney character scavenger hunt. Thankfully, reinforcements in the form of Doug Pollock and Carlton Spring arrived before we began running trains at 10 am.



Unbeknownst to our layout designer, the extended layout turned out to be a particularly good meme of the relationship between Topsham and Brunswick. This struck me looking at the large mural on the wall adjacent to our display.



The mural depicts the Androscoggin River between the two towns with Maine Street in Brunswick becoming Main Street in Topsham as it passes over the Frank J. Woods (Green) Bridge. The 24-foot-long main street on our display resembles the Maine/Main Streets passing over a simulated river. As an aside, this road may be the longest contiguous road ever laid on an M3R model train display.

Despite only running trains for four hours, Doug Pollock counted nearly 150 visitors and we distributed nearly 80 Tootsie Pops.



Scavenger Hunt Pays Dividends

Unlike other venues, Topsham residents come early in bunches. Most arrived within the first 2 hours after opening.





And as always, the kids operated trains, and opened and closed the firehouse doors.




Among the many visitors to our display, we had a number of interesting guests. For the second time in a week, Fred Guth and his wife appeared and shared time with us around the layout. Then the entire Westra family marched into the Community Room. Their party included their regular members, Jay, Calib, and Sophie but also Jay's father, mother, and brother. Jay's brother was visiting from Colorado and was quite impressed with the layout. They stayed for an extended time allowing Caleb and Sophie ample time to run trains.



Jay Westra and company also spent time with another guest, photojournalist David Gilford from Channel 6, News Center Maine. David appeared unannounced and spent an extended time taking videos, photos, and interviewing visitors and team members. As a result, our model train display ended up on Channel 6's evening and 11 o'clock news that evening. Although only 3 minutes in length, David's spot captured the spirit and essence of why we provide 20-25 model train displays around Maine each year. Jay did a wonderful job helping send that message. Carlton provides a link to the newscast in his YouTube update earlier in this Newsletter.



Two o'clock arrived faster than expected and we reluctantly closed the doors to begin dismantling the layout. Lou Bragaw and Ken Thorson joined Sam, Doug, Carlton, and Art and efficiently completed packing and loading our equipment. As always, we left the TPL Community Room in better condition than we found it with tables properly stowed and chairs arranged around the room.



Photography by Art Shean & Carlton Spring



The View from Doug's Chair by Doug Pollock

Have you had a chance to get to an M3R model train display in February? I sure hope you did because it has been a phenomenal month with four, yes four great events.

The first weekend in February, we had two great and sweet days of running trains at Wilbur's Chocolate factory in Freeport. Wilbur's is a small space, but we had a nice set up. Everyone enjoyed the excitement and tried hard to wear the firehouse out, but it still runs. Both young and not young enjoyed watching the fire truck go in & out and the firefighter come down the pole. We had young people who got really enthusiastic about running the trains. All in all, we really had a SWEET TIME (candy)

The Armory show with dollhouses on February 17th was the greatest show I think we have ever had there. There were people and people all having a wonderful time either selling or buying or just enjoying the whole event. You saw old and new friends and had good chats. The crew at the white elephant were busy all day and we all made many people excited with the purchases they made. At one point we had an auction on an item at the table which was very unusual but fun. The entire crew did a remarkable job setting up and breaking down. I cannot say enough about how great it was. You had to be there to understand.

The third event was at the Library in Bath. Two wonderful days with many young people and adults really having a fun time running trains themselves. Some even returned on the second day. We advertised the Topsham show to them also and some came. I have to say the show in Bath broke an all-times record for the most derailments and accidents ever on the portable layout. The kids got a kick out of it, but we really didn't. BUT we had fun recovering as they did.

The fourth show was in the Topsham Library. It was a long set up not in time but in length. The people stayed and all enjoyed the Scavenger Hunt with a prize (tootsie pop) at the end. It was a rewarding show for everyone. We even had a photographer from channel 6 visit who put us on the news on channel 6 at 6. For three minutes of screen time, he covered a lot, and it was very well done. His piece was great publicity for train modeling & our club. Excellent job by all.

All I can say is four outstanding shows put on by fantastic people. Watch Carlton production 29 on YouTube for more fun. B Safe Doug

The Many Chairs of Doug Pollock



MODEL RAILROADING



Progress on the Grand Hotel by Jan Williams

I made modest progress on my two current building projects since last month.

Grand Hotel

I was undecided on whether the entry porticos should be short or tall, so I made one of each.



Hotel Front with Test Porticos

The photo illustrates that the building really prefers the tall entry. And a less garish red color for the carpet...



Front with Adjustments Complete

Carving is almost complete on the building. Next steps include finishing the carving and primer painting the walls.

I am looking for medallions for the window arches, anything close to those on the prototype building. I searched through doll house suppliers without luck; this might be a good three-dimensional printing project. I welcome your suggestions!



Freeport Hose Tower

I have completed a card stock mockup of the building. This is where I confirm building dimensions and the proportions of the structure. It also helps me understand structural details, like how the slope sided tower joins the office building.



Left: Front of Tower



Right: Back of Tower

Fortunately, I found commercially available windows of the right size, and shingles! The next step is to stain thousands of shingles: that could get messy...



Freeport Hose Tower

Maine 3 Railers Upcoming Schedule of Events

Future Maine 3 Railers Events

- Mar 07 **Sable Lodge**, 74 Running Hill Road, South Portland, ME 04106. Set up 8-10am with trains running from 10am-3pm. (Outreach Team)
- Apr 13 **Spring SMMRC Show**, Westbrook Community Center, 426 Bridge St., Westbrook, ME 04093. Show hours 9am-2pm with tentative setup 4-7 pm on Friday (Outreach Team).
- Apr 19 **Big Trucks, Big Trains Day**, Topsham Public Library, 25 Foreside Road, Topsham, ME 04086. G-Scale Thomas Engines run 10am-2pm, Setup Thursday Apr 18th 1-5pm (Volunteer Club Members)
- Apr 27 **Great Falls Model Railroad Club Show**, Mt. Ararat High School Gym, 68 Eagles Way, Topsham, ME 04086, Trains run 10am-3pm. Setup Apr 26th 4-8pm. (Outreach Team)

M3R Zoom Meetings (All meetings start at 7 pm):

- Mar 14 Regular Monthly Club Meeting

Roundhouse Zoom Sessions (All sessions start at 7 pm):

- Mar 07 No Roundhouse Session, Pack-up and travel from Sable Lodge Model Train Display
- Mar 21 Roundhouse Session, Topic: New Host Auditions
- Mar 28 No Roundhouse Session, Host: Unavailable

Maine 3 Railers Group Email:

The Maine 3 Railers have a group email account in which all members are enrolled. This is the primary channel of communication for club meetings, events, and activities. This also enables members to send emails to other club members. Like club forums, this service allows members to ask questions, provide advice, help other members solve model train problems, buy, and sell items, and pass along model and prototype railroading news of interest.

This is a free service for each member. The group "owners" (Lou Bragaw, Dana Lindsey, and Art Shean) will add your name and email address when you join the club. You will then receive an email with a link to accept the invitation. Follow the link to confirm your account. You may not receive emails if this step is not completed. We restrict the use of this service to M3R members. Because the site is not moderated, Lou, Dana, or Art will review your first two posts to assure you are a member. The URL for our group is: <https://groups.io/g/M3R>.

Once subscribed you can email all other M3R members by addressing your email to m3r@groups.io, email individual members by using the Directory, update your personal profile, change how you receive emails, or unsubscribe. If you have any questions, contact Dana Lindsey, M3R Secretary.

Maine 3 Railers Elected Officers and Appointed Positions

Elected Officers and Executive Board

President, 2023-2024



Gene Thayer

president@maine3railers.org

Vice President, 2023-2024



Bernie Pender,

vp@maine3railers.org

Secretary, 2023-2024



Dana Lindsey,

secretary@maine3railers.org

Treasurer, 2023-2024



Lou Bragaw,

1 Wren Drive

Topsham, ME 04086

treasurer@maine3railers.org

At Large, 2023-2024



Sam Carr,

sam@maine3railers.org

At Large, 2023-2024



Art Shean,

art@maine3railers.org

Recent Past President: 2023-2024



Richard Ridolfo,

pastpresident@maine3railers.org

Appointed Positions and Committees

Club Car Committee: Richard Ridolfo, Chair

Members: Jerry Gotreau, Peter Hanson, & Tom Hartwell

Club Car and Merchandise Sales:

Peter Hanson,

21 Norway Drive, Chelsea, ME 04330

clubcar@maine3railers.org

Event Coordinator: Sam Carr

M3R Activities Committee: Bernie Pender, Chair

Members: Dave Hodgkiss, Mark David, & Rick Hills

Gifts Manager: Bernie Pender

Train Show Committee: Richard Ridolfo, Chair

Members: Sam Carr, Vic Fuller, Bill Halley, Peter Hanson, Tom Hartwell, & Gene Thayer

Special Projects Manager: Jeff Jacobs

specialprojects@maine3railers.org

Event Layout Design:

Jeff Jacobs (Trailer Events)

Art Shean (Outreach Events)

Media Committee: **Vacant**, Chair

Members: Conrad Berthiaume, Dana Lindsey, & Douglas Pollock

Webmaster:

Mark David,

webmaster@maine3railers.org

YouTube Channel Master:

Carlton Spring,

youtubechannelmaster@maine3railers.org

Newsletter Editor:

Art Shean

The IRS recognizes the Maine 3-Railers as a 501(c)(3) charitable organization.

1 Wren Drive, Topsham, ME 04086