



MAINE 3 RAILERS

M3R CLUB NEWSLETTER FOR JUNE 2024

OUR NEXT MEETING IS THURSDAY, June 13, 2024, at 7:00PM on Zoom. Watch for the email from Dana Lindsey with the link to join.



President's Message by Gene Thayer

The hot weather is here, and you will be spending less time around your layout and more time outdoors. Now while you're kicking back and laying in the hammock, you might find yourself dreaming about improvements you could make to your layout. You could add a new loop of track, a new engine, or piece of rolling stock.

Now, I don't want to get commercial, but we have great model train dealers who are members of our club. I think you know who they are, and I don't want to name names for the sake of forgetting someone. Our dealer members help M3R when we need items for our layouts such as transformers for our L.L. Bean operation and in other circumstances. So, when you're dreaming about the aforementioned items for your home operation, check with our M3R dealer members first. It helps us all in the end.

One New Member Joined the Club in May

Mike Leen of Cape Elizabeth filled out his Club application, paid his dues, and was issued his official Club lanyard on the spot at our Outreach model train display at the Thomas Memorial Library May 30, 2024.

A hardy Here! Here! And welcome aboard for Mike!



UPDATES



M3R YouTube Channel Update by Channel Master Carlton

Spring

May turned out to be a relatively quiet month for the Portable Outreach Team with the Baxter Library Spring Book Sale visit early in May on the 3rd and 4th (setup on the 2nd); and the visit to the Thomas Memorial Library in Cape Elizabeth late in May on the 30th. If you haven't yet viewed the videos of these events, the direct links are provided below:

Link to Baxter Library Spring Book Sale: <https://youtu.be/6dzMTiqpiEQ?si=W9rkftrbUS-r4rSS>

Link to Thomas Memorial Library visit: https://youtu.be/COXPe5qQ9JA?si=wU8FfVA39vV_1d04

Please stay tuned during June for the videos of the Mobile Outreach Team's visit to Togus and the Maine Veterans Home.

STAY TUNED!



M3R Activity Committee by Chairperson Bernie Pender

No Report Submitted

For more information on future activities, type [Groups.io](https://groups.io) into your browser and check out the Club's [for a visit](#) section.



Club Car Committee by Richard Ridolfo

2024 Club Cars

Scenic Maine Summer Car has arrived: The graphics on this car are again excellent, Contact Peter Hanson as they are still available.



L.L. Bean Boxcar is due at MTH this month.

Cars are limited to two per member and per our agreement with L.L. Bean they are intended for club members and not for retail sale.

2025 Club Cars

Bath Iron Works crane car and tender: We are waiting for final designs from BIW along with pricing from MTH.



From the Editor by Art Shean

If a tree falls in your back yard while you are away, how loud was the crash? If the Maine 3 Railers hold an event and the organizers do not provide an event report, in the minds of most Club members that were unable to attend due to geography or prior commitment, the event never happened.

Our Club newsletter informs and records who we are as a Club, what we do, and reflects our values and character. We have over one hundred sustained members. Without event reports, a year from now, most will not know what we did, when we did it, who did it, or whether it was worth doing again.

Creating an event report is not magic! It does not require any great writing ability, but it does take some time and a little effort. In fact, simply completing the following template will provide a decent report in short order:

WHO: Who ran the event and who was the target audience?

WHAT: Describe the event in terms the reader will understand.

WHEN: Dates and times of the event.

WHERE: Address and venue in which the event was held.

WHY: For what purpose was the event held? What was the objective of the exercise?

HOW RECEIVED: How well was the event received by the target audience? Did the event achieve the intended objective?

LEARNABLE LESSONS: Did we learn anything from the event that will help improve our performance in the future.


ANEDOTES: Any interesting occurrences or observations regarding the interaction of the following: Club members, target audience, equipment, venue, travel to or from the event.

These will help humanize the story and make the event more memorable.

PICTURES/DRAWINGS/ILLUSTRATIONS: Each one counts for 1,000 words and provides far more credibility than a written description.

Enough said!

EVENT REPORTS

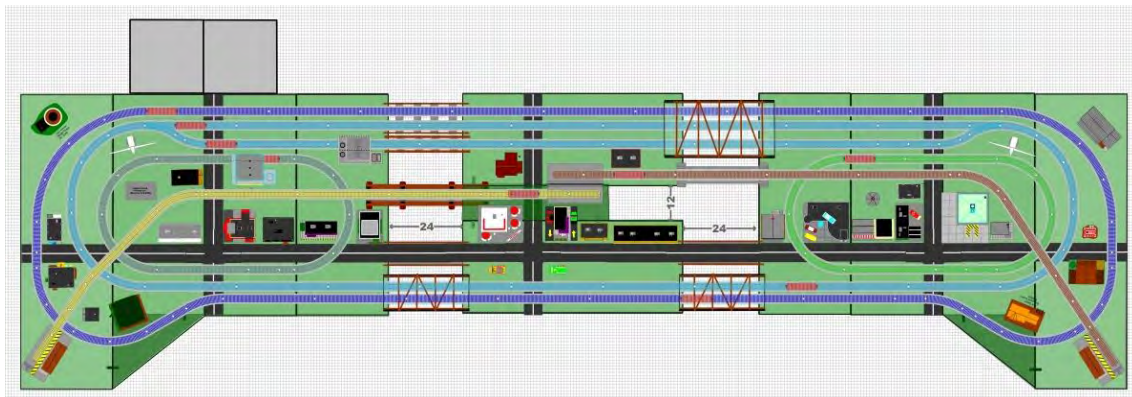


Space: Unlimited by Art Shean

May 3 & 4, 2024: Unlike most venues we visit, the Shaw Gym at the Gorham Community Center in Gorham, Maine offers us an entire half of a basketball court for our model train display. One half for the Friends of the Baxter Library Spring Book Sale and the other for us - a real dilemma for our layout designer. Unlimited space but how many tables and



how much train stuff can we carry in our personal vehicles and a trailer? Last fall a visitor commented that they thought our layout was smaller than the previous edition. Therein lies a challenge a designer can't resist. How to make this layout appear bigger using the same number of tables as the disparaged layout. The solution: make the layout thinner and add multiple gaps crossed by bridges.



Thursday afternoon, May 2nd the M3R Outreach Team arrived at the Shaw Gym to set up for the Spring Baxter Library Book Sale. This event has become a staple for us each Spring and Fall over the past few years. When you are well received you want to keep returning. Set up went smoothly with ten tables, nine bridges, three elevated trolley platforms, and an assortment of filler pieces. In total the 8'x30' layout covered 195 square feet with 221 plus feet of Lionel FasTrack.

Besides making the layout appear bigger, the design offered two main loops, two smaller loops for Thomas trains, and two trolley lines. From past experience, we learned that the kids want to run trains and the more loops provides more opportunities and a chance to advance to running more sophisticated consists on the outer loops. Despite our efforts as shown in the shot below, we did not fill very much of our half of the gym.





View from the Right Side



View from the Left Side



View from Behind the Control Table




Neatly Arranged Baggage Along Back Wall



Brand Advertisement on Sam Carr's Information Center

Lest we forget, the primary purpose of this event was to attract folks to the Book Sale. Yes, we want to expose as many people to model railroading as possible, but we are invited to attract more families and kids to the sale. And perhaps to babysit the kids while the parents peruse the available books. As we can see below, we appear to have met both objectives.





Crowd was Abundant and Inquisitive

On Saturday morning as an additional attraction, Gorham offered a Farmers Market in the Community Center parking lot.



As always, our outreach activities cannot exist nor continue without the dedication and expertise of our Outreach Team and Club members that visit our layouts. Many thanks to those involved in this Springs Baxter Library Book Sale model train display:

CREW:



Jeff Jacobs



Sam Carr



Art Shean



Carlton Spring



Tom Hartwell



Doug Pollock

VISITORS:



Jim Newcomb



Yeti

Photography by Art Shean and Carlton Spring

Open House, Swap Meet, and **Tour of Brian Inch's New** Model Train Layout, May 11, 2024 (Activity Committee)

NO EVENT REPORT SUBMITTED - Dave Hodgkiss and Jeff Jacobs attended and provided the following photographs:







THOMAS
MEMORIAL
LIBRARY

Get'm Hooked While They're Young or Old! By Art Shean

Tuesday May 30, 2024, the Maine 3
Railers Outreach Team provided a model
train display at the Thomas Memorial



Library in Cape Elizabeth for the third year in a
row following the COVID hiatus. The focus of our
visit was to introduce young preschool and home school kids and their parents to
the fun hobby of model railroading. Along the way we also saw some
grandparents and a few retirees. Based on their faces, all who visited appeared
happy they came to see our offering.

The Outreach Crew consisted of John Ash, Sam Carr, Doug Pollock, Art Shean, and Carlton Spring.
The crew was joined by Mike Leen of Cape Elizabeth who filled out a Club application, joined, had
his picture taken for his Club badge, paid his dues, and was issued his official Club lanyard on the
spot. Welcome aboard, Mike!



Carlton, Sam, and Doug



John & Art



Mike Leed



The Thomas Library is arranged on two floors of a
relatively recently renovated building with the entrance
midway between the two floors. The entrance, upper,
and lower floors are joined by a flight of stairs and an
elevator. The upper level contains the main library while
the lower floor includes the children's library and the
Community Room where we set up our model train


layout during each visit. As can be seen in the following pictures, the Community Room is quite
spacious with an ample number of six-foot tables on wheels for easy setup and adjustment. The
elevator worked well for transporting all our train stuff down the half flight and later at the end of the
day, up for loading our vehicles.



*Upper: The Half Flight of Stairs to the First Floor
Right: The Elevator*

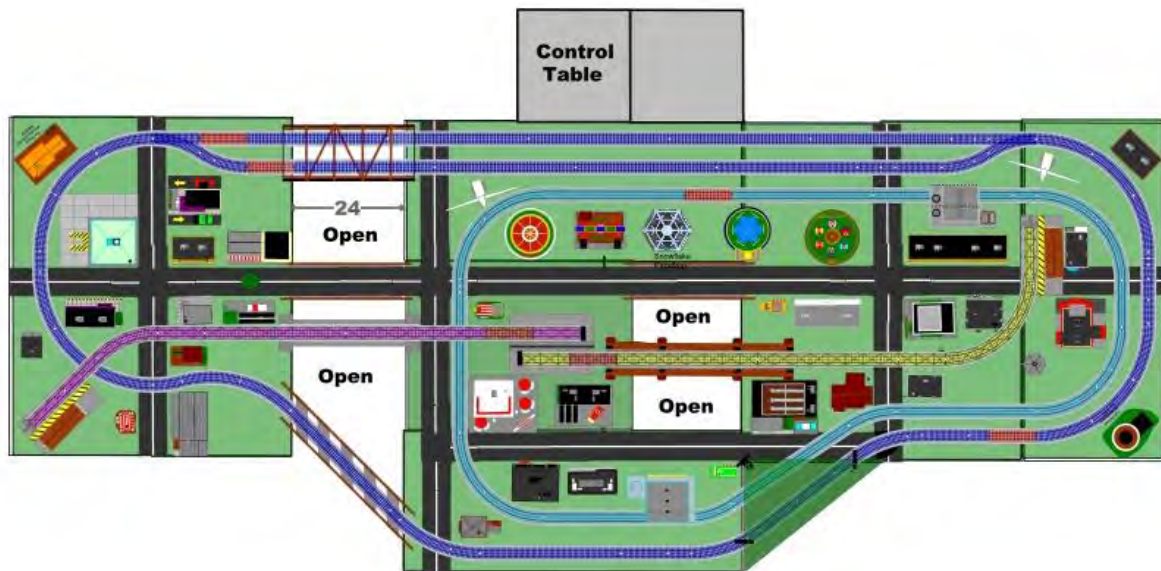


Community Room & Tables



Community Room Entrance

The 2024 Thomas Library 7.5' x 20.5' layout covered 137.5 square feet using seven Thomas Library 2.5'x6' tables with one Club provided 3'x4' gap fill, two Club provided 24"x30" inside corner fills, and a 2'x4' control table. It included two independent loops with one through siding and two elevated trolley lines. In total we used 115 plus feet of Lionel FasTrack, 48 feet of 6" wide asphalt roads, six bridges, three elevated trolley platforms, 44 buildings, and four sets of Lionel elevated trestles.



The 2024 Thomas Library Track Plan





The 2024 Thomas Library Actual Layout




As mentioned earlier, those visiting - young, old, and in between, appeared to enjoy the display. Although the crowd was not overwhelming, they arrived in groups, tended to linger, and some returned for a second helping.





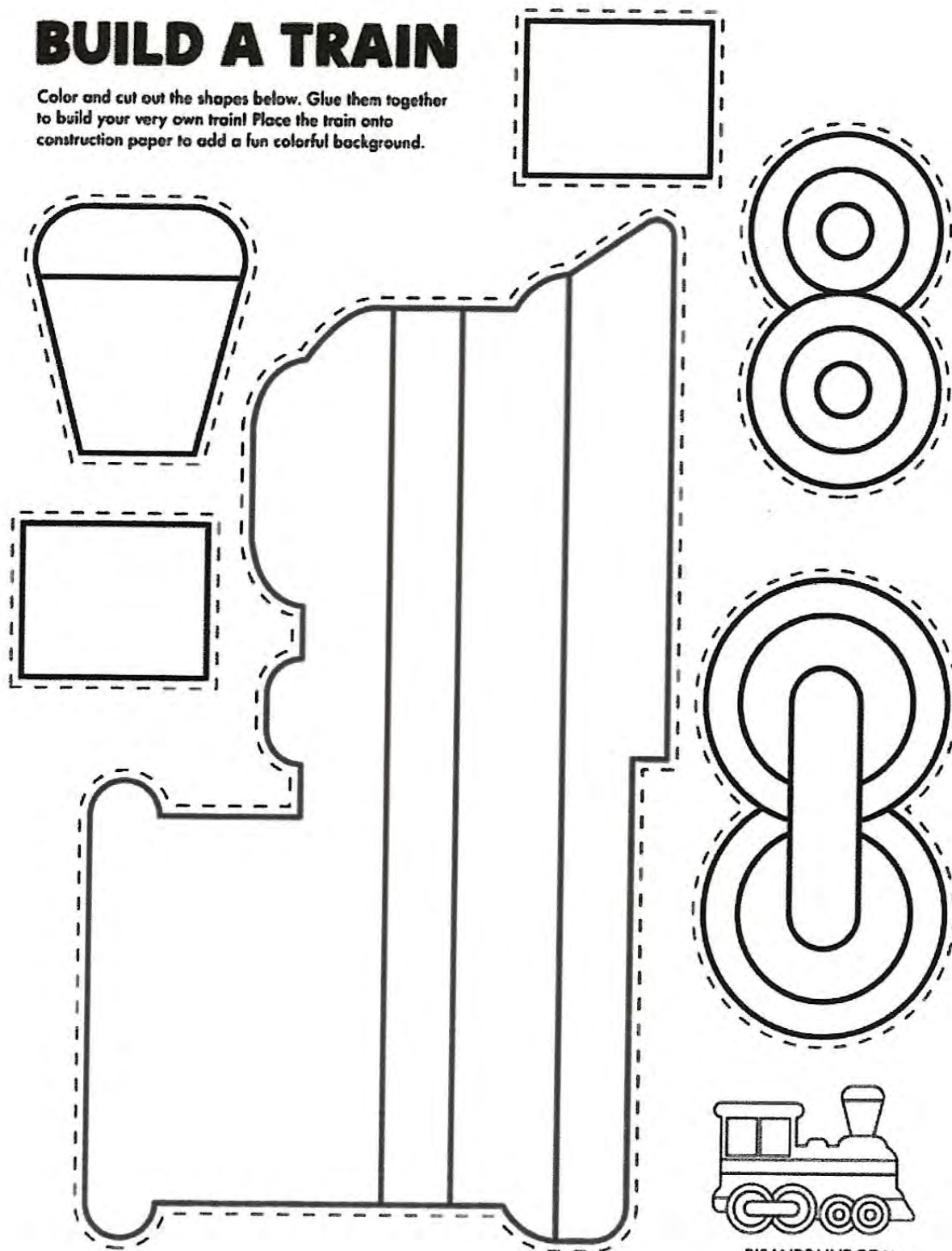
Beside our train display, the library did their part to engage the kids in railroading. They created a very professional poster advertising our visit. They also printed a number of train drawings that the younger kids could take home and color. These were available under our Club sign at the entrance to the Community Room. For those of you with young children or grandchildren, a copy of those drawings follows for you to print out and offer as a fun activity. I particularly liked the picture of the caboose while I'm sure Peter Mahoney will like the sleek and speedy Ocela Express engine.






BUILD A TRAIN

Color and cut out the shapes below. Glue them together to build your very own train! Place the train onto construction paper to add a fun colorful background.




PJSANDPAINT.COM

As with all our outreach model train displays, the day ends and we must vanish into the wind. When three o'clock arrived, we stripped the tables of buildings, rolling stock, trees, and vehicles. Then the track, roads, and bridges. Into boxes and tote's and up the elevator to our awaiting SUVs. On this day, Sam, Doug, Art, & Carlton had things well in hand, our train stuff out the door, and the Community Room back to normal in little over an hour.



Even with the efficiency with which the crew dispositioned the display, it was hard to believe that we were able to fit all this model train stuff and Doug Pollock into the trunks of just three SUVs.





Photography by Art Sean & Carlton Spring

Tour of Jay Stone's Model Train Layout, Jun 01, 2024 (Activity Committee)

NO EVENT REPORT SUBMITTED - Multiple members attended and provided the following pictures and comments:

From Steve Tranni: Last Saturday I was one of the fortunate folks to venture onto the highway to take my first tour of Jay Stone's layout in Wells. It was a very worthwhile adventure. Jay's layout was awesome - great detail, nice track plan, and did I say great detail. You could look at the same section and see something you missed on your last walk around repeatedly. For those of you who have not yet seen it, I recommend the next time Jay opens it up to visitors, you should take a look.

Thank You Jay for hosting. I had a great time and met more welcoming members of the club. Also learned some cool stuff! Looking forward to inviting folks over here for a tour as well, as soon as I make some more progress on my new layout.

Carlton Spring Photos:





Peter Hanson Comments & Photos: Here are some photos taken at Jay Strone's Layout on Saturday, June 1st during his open house/layout tour. It is a fantastic layout with lots of great features. If I overheard it correctly, I believe some of it is the handiwork of our own Brian Inch of Model Rail Scenes.







Kids Caboose by Jay Westra

On June 1st we were very happy to attend Jay Stone's layout tour in Wells. These tours are a great feature of the club, we highly recommend them to anyone, and thank the hosts and club for organizing them.

I remember Bob Osur's layout tour in October 2023 which was our first club event and was a clear confirmation we had made a good choice joining! Caleb had great fun seeing so many running trains, the varied buildings, seeing club members, and eating the copious snacks/goodies. I enjoyed meeting lots of members and having time to talk with many of them.



Everyone was so welcoming for us newbies and happy to chat about our basic train questions. It was inspiring to see what was possible with a train layout and meet others who enjoyed it so much. Since then, we've enjoyed a few tours and each one is a treat to see the care and time devoted to the hobby. There was a lot to admire about Jay Stone's layout, but I think Caleb's favorite was the smoking engines and even a smoking Budweiser brewery, his motto is the more smoke the better.



He noticed some engines with smoking whistles which were quite cool. Jay also demonstrated the functions of some buildings, including a very impressive operating lift bridge. Caleb was very happy to sample a few of the pastries generously offered.



We were about to head out when we bumped into Kevin & Ronan, who is Caleb's age. They had to run through the layout together and see all the operating pieces. Good fun and thanks again to all who contributed.

All for now, Caleb & Jay Westra



The View from Doug's Chair by Doug Pollock

I found the following article in a magazine and thought some of you might be interested in trying it someday. Though, I don't think I will be doing it any time soon!

Pedaling the Rails: You can enjoy a scenic rail trip without climbing aboard a train car. Instead, you'll be in the open air using your legs for power. Rail biking gives you a way to get out into nature that you'd not experienced otherwise, says Edward LaScala, chief operating officer for Revolution Rail Co. They offer tours in four states.

How it works: You use special vehicles. Riders sit in small open cars that seat either 2 or 4 people. They're propelled via pedaling, although many rail bikes incorporate an electric motor too. Guides accompany riders and administer safety checks and instructions.

Don't worry! It is safe and many companies run excursions on tracks that have been decommissioned for train use. In some cases, where the rails are still active, excursions are scheduled when no trains are coming through the area. It's just like any scheduled event says Mary Jo Lu, CEO and owner of Rail Explorers, which operates rail-bike tours in 6 states.

There are leisure rides typically under 10 mph, with round trips ranging from 1-4 hours that take you to an array of fantastic scenery. Bike riders have semi-recumbent seating, meaning you lean back, with the pedals in front of you, which is easier on your joints per Joseph Branch, Railriders in Oregon. Also, riding on steel tracks creates little friction and rail lines are generally level with small grades of less than 2%. B Safe Doug

MODEL RAILROADING



MTH Product Releases of Interest by Ken Thorson

MTH announced that you can order the following from local retailers:

First, they announced that our summer car has been released. Peter has already alerted those who ordered a car that they are here and has made his first round of deliveries recently at the Topsham Home Depot commuter parking lot and at the gathering at Jay Stone's house. I believe there may be a limited number of our BAR summer club cars still available.

Other releases of interest include:



[20-21769-1](#) Central Maine & Quebec AC4400cw Diesel Engine w/Proto-Sound 3.0 (Hi-Rail Wheels) MSRP \$599.95 A second road number is available at [20-21770-1](#). If you click on the link, it will take you to the MTH listing for these engines for more information.



[30-75743](#) Bangor & Aroostook 4-Bay Cylindrical Hopper Car with route map MSRP \$69.95

As a footnote, retailers, including some who are M3R members, may offer these items at their own price point.



Freeport Hose Tower Complete by Jan Williams

The Freeport Hose Tower model is complete and ready for the next L.L. Bean model railway display. Photos below:



Front



Right Side



Back



Left Side

I understand 'we' will be redesigning the next L.L. Bean layout. We being – Jeff Jacobs of course... The building footprint dimensions for the new additions are:

- Hose Tower 4" X 13"
- Ridlon Schoolhouse 5 1/2" X 7"

I'm about to assemble a kit for a Hose House, about 4" X 5", which will include an antique hose cart and a hook and ladder. The building will have a sign "Museum". I'll keep you all informed as it comes together.



Pine Tree Power 9 – **2-8-0 Consolidation** by Jeff Jacobs

This month in “Pine Tree Power” we turn to steam again. Under consideration is the 2-8-0 Consolidation locomotive, so named following the merger of the Lehigh and Mahanoy RRs who were early purchasers.

First built by Baldwin after the Civil War, the lead axle and pilot wheels were NOT pivoted making the engine stubborn at negotiating curves. The front truck soon was redesigned to be flexible, and the loco became very popular replacing the ‘American’, or 4-4-0 arrangement. The added drivers and larger boiler meant the Consolidations could significantly out-haul their predecessors. Their top speed of about 40 MPH caused them to be referred to as “able to get up to a slow speed quickly”. This was a result of their small 63” driver diameter but the design was so reliable that they endured for over 50 years with total deliveries in the US of over 23,000 (yes, you read that correctly!) But wait, another 12,000 went overseas where they were also a huge success. The overall weight of a Consolidation was 220,000 to 230,000 pounds. Hence, grade climbing and hauling capabilities endeared the Consolidation to the hearts of American railroad entrepreneurs and workers. By 1875, the Pennsy had made Consolidations their Standard freight engine even though the small firebox limited the 2-8-0’s HP and speed. Some writers speculate that the Consolidation was the most prolific of all steam engines.

Here in Maine, the Bangor & Aroostook rostered 27 Consolidations while the MEC had 15. These Maine engines were built at the ALCO Schenectady factory. The last of the Maine units were scrapped in 1957 but two were spared. BAR 403 was not preserved but is shown here proving itself working in a typical “county” snowstorm.



Here is MEC's 519



Today these engines are often found at Tourist RR's because they are so compact and reasonable to preserve. MEC 501 is at Conway Scenic Railway:



while MEC 519 can be seen at Steamtown in PA.



I like to review locomotives that have been available in O Scale with Maine livery. Here is the Weaver offering of the BAR 403. Equipped with TMCC, it is a nice runner. If my memory is correct, this was a special run by Norm's O Scale.



While 2-8-0s are generally plentiful in O scale – there are not a lot around with Maine lettering. Here's a Boston & Maine version, again by Weaver.



And here is a Lionel version of MEC 519 (#2231110) which people attending the recent Open House at Jay Stone's got to see in operation. If you missed it, search You Tube for a video of this engine which runs on Legacy or Bluetooth remote and has many features.





(Tip of the hat to Jay for supplying the two photos above)

Also, if you want to add a Consolidation to your Maine roster, look for some of Dave Kenyon's custom work.

Finally, if you got the impression that the 2-8-0 Consolidation was a real workhorse during the prime years of American Railroading, then my work here is done!

--The End--

Maine 3 Railers Upcoming Schedule of Events

Maine 3 Railers Events

- Jun 18 **Maine Veterans Home-Augusta Model Train Layout**, 35 Heroes Way, Augusta, ME 04330. Set up at 8am with trains running from 10am-3pm. (Outreach Team)
- Jul 13 **Moxie Festival**, MTM Center, Lisbon Falls, ME 04252. Set up on Friday at 5pm with trains running on Saturday July 13 from 8am-4pm (Outreach Team)
- Aug 17 **Joe Landry's Open House and Train Show** at 19 Orestis Way, Lewiston, ME 04240 from 1-5pm.
- Sep 22-28 **Cumberland Fair**, 197 Blanchard Rd., Cumberland, ME 04021. Running trains from 9am-9pm daily. Set up at 8am Saturday Sep 21 and move out at 8am Sunday Sep 29. (Trailer Event)
- Oct 3-5 **Baxter Library Fall Book Sale** in the Shaw Gym, 75 South St. Gorham, ME 04038 with set up on Thursday Oct 03 from 2-5pm and trains running from 9am-6pm on Friday and 9am-1pm on Saturday. (Outreach Team)
- Oct 12 **Great Falls MRC Fall Train Show**, Kora Shrine Center, 11 Sabattus St., Lewiston, ME 04240. Trains run from 10am-3pm. (Outreach Team)
- Mar 15 **Annual Maine 3 Railers Model Train and Dollhouse Show**, Augusta
2025 Armory, 179 Western Ave, Augusta, ME 04330. Run trains from 10am -3:30pm. Move in on Friday Mar 14. (Outreach Team)

M3R General Meetings (All meetings start at 7 pm on Zoom):

- Jun 13 Regular Monthly Club Meeting

Roundhouse Sessions (All sessions start at 7 pm on Zoom):

- Jun 27 Roundhouse Session, Topic: MTH vs Lionel Operating Systems – which works best? Host: Paul Brown

Maine 3 Railers Group Email:

The Maine 3 Railers have a group email account in which all members are enrolled. This is the primary channel of communication for club meetings, events, and activities. This also enables members to send emails to other club members. Like club forums, this service allows members to ask questions, provide advice, help other members solve model train problems, buy, and sell items, and pass along model and prototype railroading news of interest.

This is a free service for each member. The group "owners" (Lou Bragaw, Dana Lindsey, and Art Shean) will add your name and email address when you join the club. You will then receive an email with a link to accept the invitation. Follow the link to confirm your account. You may not receive emails if this step is not completed. We restrict the use of this service to M3R members. Because the site is not moderated, Lou, Dana, or Art will review your first two posts to assure you are a member. The URL for our group is: <https://groups.io/g/M3R>.

Once subscribed you can email all other M3R members by addressing your email to m3r@groups.io, email individual members by using the Directory, update your personal profile, change how you receive emails, or unsubscribe. If you have any questions, contact Dana Lindsey, M3R Secretary.

Maine 3 Railers Elected Officers and Appointed Positions

Elected Officers and Executive Board

President, 2023-2024



Gene Thayer
president@maine3railers.org

Vice President, 2023-2024



Bernie Pender,
vp@maine3railers.org

Secretary, 2023-2024



Dana Lindsey,
secretary@maine3railers.org

Treasurer, 2023-2024



Lou Bragaw,
1 Wren Drive
Topsham, ME 04086
treasurer@maine3railers.org

At Large: 2023-2024



Sam Carr,
sam@maine3railers.org

At Large, 2023-2024



Art Shean,
art@maine3railers.org

Recent Past President: 2023-2024



Richard Ridolfo,
pastpresident@maine3railers.org

Appointed Positions and Committees

Club Car Committee: Richard Ridolfo, Chair
Members: Jerry Gotreau, Peter Hanson, & Tom Hartwell

Club Car and Merchandise Sales:

Peter Hanson,
21 Norway Drive, Chelsea, ME 04330
clubcar@maine3railers.org

Event Coordinator: Sam Carr

M3R Activities Committee: Bernie Pender, Chair
Members: Dave Hodgkiss, Mark David, & Rick Hills

Gifts Manager: Vacant

Train Show Committee: Richard Ridolfo, Chair
Members: Sam Carr, Vic Fuller, Bill Halley, Peter Hanson, Tom Hartwell, & Gene Thayer

Special Projects Manager: Jeff Jacobs
specialprojects@maine3railers.org

Clubhouse Committee: Dave Hodgkiss, Chair
Members: TBD

Event Layout Design:

Jeff Jacobs (Trailer Events)
Art Shean (Outreach Events)

Media Committee: Vacant, Chair

Members: Conrad Berthiaume, Dana Lindsey, & Douglas Pollock

Webmaster:

Mark David,
webmaster@maine3railers.org

YouTube Channel Master:

Carlton Spring,
youtubechannelmaster@maine3railers.org

Newsletter Editor:

Art Shean

*The IRS recognizes the Maine 3-Railers as a 501(c)(3) charitable organization.
1 Wren Drive, Topsham, ME 04086*